

NEVADA SLURRY TANKER CATALOGUE



Specialist provider of
DAIRY EFFLUENT EQUIPMENT

NZ 0800 464 393
nevadagroup.co.nz

AUS 1800 963 490
nevadagroup.com.au

 **nevada**[®]
Sustainable Effluent Management

Pictured: Nevada 20,000L Tridem Slurry Tanker, with Nevada Dual RainWave™, South Taranaki

NEVADA SLURRY TANKERS



2 Year
Warranty



**Trusted for
Safety & Reliability®**

NZ 0800 464 393 | **nevadagroup.co.nz** | **AUS** 1800 963 490 | **nevadagroup.com.au**



New Zealand and Australia's Best Slurry Tankers! Available in:

Single Axle	6
Tandem Axle	7
Tridem Axle	8
Standard Features	9
Filling Options	11
Applicator Options	15
Vacuum Pumps	22
Garda Pumps	23
Axle Assembly	24
Case Studies	25

Welcome to Nevada

Your dairy effluent system needs to be future proofed, council compliant, safe, and maximising profitability for your farm! As accredited dairy effluent designers, Nevada's here to help you achieve that.

Nevada Slurry Tankers are manufactured from the highest-grade steel, galvanised inside and out to provide a heavy-duty performance that will last a lifetime. What's more, they all come with a Nevada RainWave™ nutrient spreader as a standard feature (other spreading options are available). Now you can really make use of that liquid gold!

Nevada Slurry Tankers allow you to reap the benefits of applying farm dairy effluent to pasture 'little and often' for increased fertility and pasture growth. Cover more of your farm with a Nevada Slurry Tanker.

We are here for you.

Nevada slurry tankers are trusted by New Zealand and Australian dairy farmers for safety and reliability. Endorsed by Farm Source our slurry tankers are supported with a two-year warranty, and backed by customer service that is second to none.

THE SLURRY TANKER ADVANTAGE

One of the best ways to spread effluent evenly across all your farm is with a slurry tanker. These versatile machines can handle everything from heavy slurry to more liquid effluent. They allow for low application rates and accurate placement, ensuring you're applying nutrients precisely where they're needed on every paddock, across the entire farm.

Cut fert bills and increase profit

Imagine transforming your dairy farm's waste into a goldmine of savings and productivity. Sounds too good to be true? It's not! By changing how you view and use farm dairy effluent (FDE), you can boost your farm's profits and improve soil health.

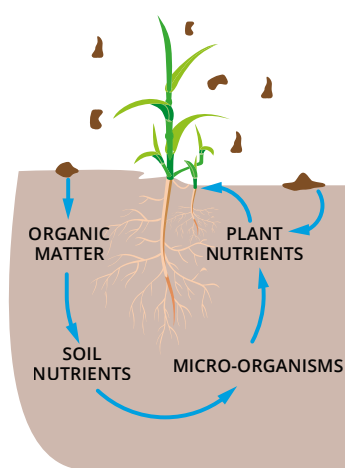
Soil Biology: The Hidden Gem Beneath Your Feet

Let's dive into soil biology – the fascinating world beneath your boots. Your soil is teeming with life, from bacteria and fungi to earthworms and arthropods. These tiny workers play a vital role in maintaining soil health and fertility. When you apply effluent to your pasture, you're feeding these organisms, enhancing their activity, and, in turn, boosting your soil's health and productivity.

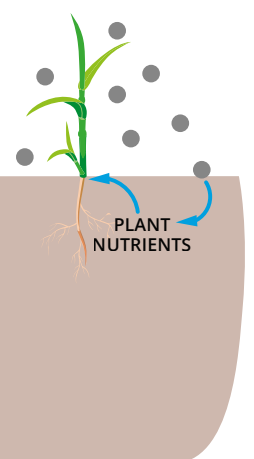
The Power of Effluent

Think of effluent not as a waste product but as a liquid treasure chest. It's packed with nutrients that can significantly improve your soil's biology. Healthier soil means better pasture production now and for years to come. Plus, spreading effluent across your entire farm amplifies these benefits, ensuring all your paddocks get a share of this natural fertiliser.

ORGANIC EFFLUENT FERTILISER



SYNTHETIC FERTILISER





On average, traditionally effluent is only applied to 15-25% of the farm.

Breaking Old Habits

It's common for farmers to spread effluent close to the cowshed due to pump capacity, power availability, or the length of the irrigation mainline. But over-irrigating nearby paddocks can harm animal health and miss out on the full benefits of effluent. By spreading it across your entire farm, you can reduce or even eliminate the need for synthetic fertilisers.

Old/Traditional Approach - On average, traditionally effluent is only applied to 15-25% of the farm.

New Approach - Cover all your farm, cut back on synthetic fertilisers and save big dollars.

Real Savings, Real Results

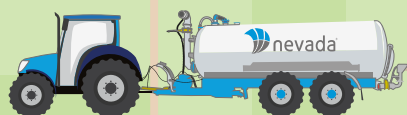
Here's where it gets exciting: One large dairy farmer in the Hawkes Bay has slashed over \$200,000 per year on fertiliser costs by spreading effluent using a slurry tanker, and has been seeing the savings every year now. Imagine what those savings could do for your operation! Utilising FDE effectively is not just an environmentally sound choice – it's a smart financial move.

Transform Your Farm's Future

It's time to shift your mindset: Effluent isn't waste – it's a valuable resource. By leveraging this natural fertiliser, you can enhance your soil, cut costs, and boost your farm's sustainability. Healthier soils lead to more productive pastures and, ultimately, a more profitable farm.

The NEW Way

COVER YOUR ENTIRE FARM



The Old Way
15-25%

COW
SHED
EFFLUENT
STORAGE

NEVADA SINGLE AXLE SLURRY TANKERS



Trusted for
Safety & Reliability



2 Year
Warranty

Ideal for smaller farms or if you need the ultimate maneuverability.

Single axle tankers are easy to manoeuvre in and around gateways and other tight access areas with less scuffing on grass.

Model	MB60-EX	MB60-EXA	MB80-EX	MB80-EXA	MB100-EX	MB100-EXA
Tank Size	6,150L	6,150L	8,200L	8,200L	10,000L	10,000L
Length	5.9m	5.9m	6.3m	6.3m	7.2m	7.2m
Pump	8,000L/min	8,000L/min	8,000L/min	8,000L/min	13,500 Ballast	13,500 Ballast
Axle Type	Single	Single	Single	Single	Extra HD	Extra HD
Wheels	550/45-22.5	550/45-22.5	550/60-22.5	550/60-22.5	650/55R26.5	650/55R26.5
Suspension	Drawbar optional	Drawbar optional	Drawbar optional	Drawbar	Drawbar	Drawbar
Auto-Filling Arm	No	Standard Front Mount	No	Standard Front Arm	No	Standard Front Mount
Applicator Type	RainWave™	RainWave™	RainWave™	RainWave™	RainWave™	RainWave™
Min Tractor requirements	60hp	60hp	80hp	80hp	100hp	100hp
Tare weight	2,380kg	2,530kg	2,880kg	3,030kg	3,580kg	3,730kg



NEVADA TANDEM AXLE SLURRY TANKERS



Trusted for
Safety & Reliability



2 Year
Warranty

Tandem axle slurry tankers 8,200L - 16,500L will perform better over rolling country, with a much smoother ride than a single axle.

With more wheels there is less ground pressure, so you will go more places and get more done. Save-time with the high efficiency auto-filling arm!

Model	MB100-4R	MB120-4R	MB140-4R	MB160-4R
Tank Size	10,000L	12,800L	14,700L	16,500L
Length	7.2m	7.4m	7.9m	8.4m
Pump	13,500L Ballast	13,500L Ballast	13,500L Ballast	16,000L Ballast
Axle Type	Tandem	Tandem	Tandem	Tandem
Steering Axle	Yes	Yes	Yes	Yes
Wheels	550/60-22.5	550/60-22.5	550/60-22.5	550/60-22.5
Suspension	Axle & Drawbar	Axle & Drawbar	Axle & Drawbar	Axle & Drawbar
Auto-Filling Arm	Standard Front Mount	Standard Front Mount	Standard Front Mount	Standard Front Mount
Applicator Type	RainWave™	RainWave™	RainWave™	RainWave™
Min Tractor requirements	100hp	120hp	140hp	160hp
Tare weight	4,260kg	5,060kg	5,860kg	6,160kg

NEVADA TRIDEM AXLE SLURRY TANKERS



Trusted for
Safety & Reliability



2 Year
Warranty

If you're looking for something larger than 16,500L a tridem is the way to go!

With so many more advantages for carrying the weight, tridem axle slurry tankers 18,000L+ are by far the most cost effective option. Ideal for contractors or if you've got large or multiple farms, tridem axle tankers with duo RainWave™ provide fast application for large loads.

Tractors above 200hp will have no trouble pulling these slurry tankers. Steering axles ensure they're very maneuverable, and with six wheels on the ground there's a lot less ground pressure, making them suitable on flat and gentle rolling land.

Model	MB180	MB200	MB220	MB250	MB300	MB340	MB370
Tank Size	18,250L	20,150L	22,200L	25,000L	30,800L	34,400L	37,000L
Length	8.8m	8.8m	9.2m	9.2m	9.6m	10.4m	10.4m
Pump	16,000L/min	16,000L/min	18,000L/min	18,000L/min	18,000L/min	18,000L/min	18,000L/min
Axle Type	Triple	Triple	Triple	Triple	Triple	Triple	Triple
Steering Axle	Two	Two	Two	Two	Two	Two	Two
Wheels	550/60-22.5	550/60-22.5	550/60-22.5	560/60-22.5	600/55-26.5	600/55-26.5	710/50-26.5
Suspension	Axle & Drawbar	Axle & Drawbar	Axle & Drawbar	Axle & Drawbar	Axle & Drawbar	Axle & Drawbar	Axle & Drawbar
Auto-Filling Arm	Standard Front Mount	Standard Front Mount	Standard Front Mount	Standard Front Mount	Standard Front Mount	Standard Front Mount	Standard Front Mount
Applicator Type	Duo RainWave™	Duo RainWave™	Duo RainWave™	Duo RainWave™	Duo RainWave™	Duo RainWave™	Duo RainWave™
Min Tractor requirements	200hp + Hydraulics	200hp + Hydraulics	220hp + Hydraulics	250hp + Hydraulics	300hp + Hydraulics	340hp + Hydraulics	370hp + Hydraulics
Tare Weight	8,440kg	8,640kg	9,640kg	10,440kg	11,140kg	12,040kg	12,540kg

Looking for something bigger? Give us a call today...

STANDARD FEATURES

FRONT VIEW

Internal Baffles

To prevent fluid surges.



Galvanised Tank

High durability, high anti-corrosion, damage protection inside and outside the tank

Huge Siphon Container

For vacuum pump protection

8" Filling Arm

High capacity 8" Auto-Fill. Easily adapted to fill from left or right side (takes only minutes to change)

Auto-Fill Retainer Clamp

For extra durability, can be switched left or right

Swivel Tow Hitch

Reduces jarring over uneven terrain and added safety in case of tanker tipping sideways. Scharmuller ball and spoon also available

Large flotation tyres

For safety on rolling terrain and reduced soil compaction. Longer-lasting, high resistance to puncture. Different sizes available on request

Pond Filling Station

With large 0.5m funnel for quick alignment. Rubber for flexibility and ultimate suction

Heavy Duty Italian Vacuum Pump

For high capacity loading and discharge

Tank Bolted to Full-Length Chassis

To increase durability



STANDARD FEATURES

BACK VIEW



Tank Sight Glass

For easy viewing of effluent level



Steel Implosion Rings

Built into tank for increased durability

Pressure/Vacuum Gauge

For easy visual control

Large Rear Hatch

For easy access and cleaning

RainWave™

Achieves a wider spread.



Quick-Attach Suction Hose Coupler

Hydraulic Parking Jack

For quick and easy hitching

Pre-Tensioned Drawbar Suspension

For smoother traveling



Hydraulic Steering

(Tandem and Tridem axle option) improves cornering with heavy loads



LED Tail Lights

For on-road use

Heavy Duty Hydraulic Brakes

Brakes on every wheel



Durable Axle Suspension

(Tandem and Tridem axle models) prevents jolts and impacts traveling through to the tank. Hydraulic or Air suspension also available

NEVADA FILLING OPTIONS




LARGE 8" AUTO-FILLING ARM AS STANDARD

Standard on 10,000L and larger tankers, filling up your slurry tanker is a breeze with the addition of the Nevada Ezi-load system.

It can be operated from the comfort of the tractor seat - all you have to do is align the auto-filling arm with the large pond-side filling station, and drop it in.

Loading time depends on the size of the slurry tanker and pump capacity, but the Ezi-load will typically take only a few minutes to completely fill the tank. The arm is then lifted (again from the tractor seat) and the slurry tanker is ready to begin spreading to the desired location. We call this the Stop, Drop and Go system!





Pictured: Large 8" Auto-Filling Arm with loading accelerator in action on a Nevada 37,000L Tridem Slurry Tanker

NON-STANDARD OPTIONS



Side Loading Arm

Side loading arms are best for contractors and farms with multiple storage ponds, giving you the ability to pull up and suck from the pond without the need for a hose and easel. Telescopic arms extend, giving you an extra 1m. Available in 8" (200mm) or 10" (250mm).



Loading Accelerators

Hydraulically driven pumps attached to the loading arm which force fluid into the tank, increasing suction speed and reducing filling time. Recommended on larger models.



Dorsal boom

Or double jointed filling arm is ideal for reaching into above ground tanks or out to ponds to suck up without the need for a hose and easel. Size: 8" (200mm).

**'That RainWave™ is a huge
advantage over other tankers.
It's exceeded our expectations.'**

- Lyn Baggott, Dairy Farmer - Canterbury



APPLICATOR OPTIONS





NEVADA RAINWAVE™

Nevada slurry tankers come with RainWave™ applicators as a standard feature.

RainWave™ nutrient spreaders use low pressure combined with an oscillating fan pattern to achieve a wider, more controlled spread. Larger droplets mean virtually no wind drift, allowing effluent nutrients to be spread evenly. Single and tandem axle tankers have a single RainWave™ (duo optional), and tridem tankers come with duo RainWaves™.

Benefits

- Gentle low-pressure rain pattern
- High volume (100m³/h-200m³/h)
- Self-drive oscillating swiveling mechanism
- Ideal alternative to dropper booms
- Large droplet size, so very minimal wind drift
- Safe tractor speeds (less than 7km/h)
- Very even spread pattern
- Better nutrient use
- Less pasture damage
- Better for the environment
- Low application depth (1-10mm)
- Handles thick slurry (up to 20% solids)
- Low maintenance





NEVADA TRAILING SHOE

Accurate placement while minimising odour, wind drift, and evaporation. Teamed up with a Nevada Tandem 14,700L Slurry Tanker, this Trailing Shoe ensures unparalleled precision, delivering essential nutrients precisely where they are needed.

Thus minimising odour and evaporation. Effluent is placed directly to the soil (base of the plant) there is virtually no volatilisation, wind drift, and no crop spoiling.

The Nevada Trailing Shoe assembly has a 8.6m working width and is ideal for farmers or contractors spreading up to 5,000,000 L/yr.

Features

- OPTICUT PROFI
- Rear lights
- Hydraulic clamping
- Manual width adjustment (with ball valve)
- Manual tramline shut-off (with ball valve)
- Electric control panel SMART CONTROLLER for hydraulic control

Specs

Working width	8.6m
Number of distribution hoses	40
Diameter of hoses	38mm
Number of cutting heads	1
System opening / closing time	15s/18s
System safety clamping	hydraulic
Weight	750kg



NEVADA RAINGUN

If you're looking to spread over crops and hills as well as your standard paddocks, a RainGun may be just the thing.

Yes, you really can do it all with one machine!

RainGun's can be fitted to the top of any of the Nevada slurry tanker. Using a Garda pump, RainGun's spread up to 70m, allowing you to spread over areas where you cannot, or do not want to drive through. These could be hills that can't be reached, crop paddocks or over tracks.

For spreading over more standard areas simply use the standard RainWave™ applicator. It's easy to switch from the Garda pump to the slurry tanker's standard heavy-duty vacuum pump with the touch of a button.





DISC INJECTOR UNIT

Want something with almost no odour, zero wind drift and no nitrogen loss? A disc injector may be your best bet.

As the name suggests, disc injectors inject effluent directly into the soil. Not only will you benefit from next to no smell, volatilisation or wind drift, but the cows can return to grazing almost immediately.

Available in 6.4m or 7.2m working widths, disc injectors are larger, heavier units, requiring hydraulics and significant skill to operate.

In some areas, injecting directly into the soil can run the risk of leeching. For this reason, we generally only recommend disc injectors when it is necessary to inject directly into soil.

Other Options



Splash Plate

These are available upon request, however inverted or not, they are generally not recommended.



What's The Best Applicator For Slurry Tankers?

One of the key components of your slurry tanker is the spreading applicator.

Where traditionally a splash plate was common place, many dairy farmers now recognise the benefits of more modern applicators, such as a Nevada RainWave™ (standard with all of our slurry tankers), Nevada Trailing Shoe, Dribble Bar, or Disc Injector unit.

Below we've rated these different slurry tanker applicators based on the 11 factors. The overall rating at the bottom is based on their average score.

	RAINWAVE™	TRAILING SHOE	DRIBBLE BAR	SPLASH PLATE	DISC INJECTOR
Spread Accuracy/Control	Excellent	Excellent	Very Good	Poor	Excellent
Volitisation	Low	Very Low	Low	High	Very Low
Wind Drift	Very Good	Excellent	Excellent	Poor	Excellent
Spread Width	Approx. 15-20m	Varies Depending on Model		Approx. 8m	Narrow
Odour Control	Good	Very Good	Good	Poor	Excellent
Speed	Excellent	Good	Good	Excellent	Poor
Tare Weight	Light	Good	Good	Light	Very Heavy
Capital Outlay	Low	Good	Good	Minimal	Very High
Ease Of Use/Skill Requirement	Easy/Very Low	Good	Good	Easy/Very Low	Expert
Maintenance	Low	Moderate	Good	Low	Very High
Grazing Withholding Period	Approx. 1wk	Approx. 3-4 days	Approx. 1wk	3 Weeks +	Immediately
Overall Rating	4.4 ★★★★☆	3.9 ★★★★☆	3.4 ★★★★☆	3.0 ★★★★☆	2.7 ★★★★☆



Rainwave™

#1 Nevada Rainwave™

The Rainwave™ is a unique low pressure applicator. It has all the benefits of a dribble bar as well as being lower cost, lighter tare weight, and requires less maintenance and skill to operate. Independent tests prove the volatilisation rate of a Rainwave™ is the same as a dribble bar.

#2 Nevada Trailing Shoe

Trailing shoes are recommended for areas close to urban life, where odour control is critical. They have significantly less odour than other applicators due to effluent being placed below crop foliage. This means there is virtually no volatilisation or wind drift, and no crop spoiling. However trailing shoes do have a moderate capital cost as well as requiring a moderate level of maintenance and operational skills. With a heavier tare weight and hydraulic operation, there are also specific tractor requirements to operate.



Trailing Shoe



Dribble Bar

#3 Dribble Bar

Dribble bars are relatively easy to operate, and provide accurate effluent application with very little volatilisation and virtually no wind drift due to their proximity to the ground. However as the effluent is placed in evenly spaced bands, this can lead to hot spots upon application which is not favoured by councils. They require hydraulic functionality, moderate maintenance, and are relatively high in capital outlay.

#4 Splash Plate

Splash plates are the cheapest, and most traditional slurry tanker applicator. Today, they are largely superseded by other, better methods of spreading. Although they are low cost, fast and require very little skill to operate, they are also inaccurate in their application, and have high volatilisation rates. In some European countries, splash plate applicators are banned by councils.



Splash Plate



Disc Injector

#5 Disc Injector

Disc injectors are the best form of odour control due to the effluent being injected directly into the soil. This also means cows are able to return to grazing almost immediately, and there is no volatilisation or wind drift. However these benefits come at a cost. Injecting directly into the soil runs the risk of leeching. They are also by far the most expensive option with a very high capital outlay, significant maintenance & operator skill requirements, and they are slow - so it will take longer to get the job done.



VACUUM PUMPS

All Nevada Slurry Tankers have heavy duty Italian vacuum pumps as a standard feature. These PTO pumps are ideal for the majority of New Zealand dairy farming operations and are equipped to handle thicker slurries.

The standard pumps for 6,000-8,000L models include long life vanes, and a long duty cycle providing a reliable and low maintenance operation ample for slurry tankers of this size/ capacity.

Standard vacuum pumps on 10,000L models and larger include long life vanes, but are also air inducted with integrated crash protection (ICP), and an even further increased long duty cycle. Given the increased size, and therefore usage requirements of larger tankers, these vacuum pumps are specifically designed for near continuous use.

Alternative Options

Hydraulic Drive Vacuum Pumps

A range of hydraulic drive vacuum pumps are available upon request. Hydraulic drive pumps are ideal if you're wanting an easier attachment to your tractor than PTO. They also reduce wear and tear for farms where there are a lot of sharp corners or undulating terrain.

Water Cooled Vacuum Pumps

Water cooled vacuum pumps can be fitted where required. These are ideal for continuous use with thick slurries, and/or when working in high ambient temperatures where air cooling alone would be insufficient.



** Further options available. Talk to us about your requirements.*

HYDRAHUB

GARDA PUMPS

Garda pumps are dual pumps incorporating both vacuum and centrifugal operations.

These are ideal for when the Nevada RainGun is being used for application. It's easy to switch from the Garda pump to the slurry tanker's standard heavy-duty vacuum pump with the touch of a button, utilising the HydraHub.





AXLE ASSEMBLY



Parabolic Leaf Spring Suspension

Nevada Slurry Tankers are built with a drawbar incorporating multi-leaf spring suspension to absorb shock loading, protecting the tractor and driver from stress and fatigue.

Nevada Tandem and Tridem Slurry Tankers also include parabolic leaf springs on the axles. Parabolic leaf springs are selected for their improved stability and reliability. This allows for faster smoother riding and reduced track damage.

Alternative Suspension Options

Hydraulic & Pneumatic Suspension

Hydraulic and pneumatic suspension is available on request for tandem and tridem axle models.

Lazy Axle

Tridem models also have the option of a hydraulic lazy axle which raises when the tanker is empty.



Hydraulic Braking on Every Wheel

All Nevada slurry tankers include large hydraulic braking on every wheel to ensure a safe and reliable operation, as well as a manual park brake. These are of a commercial standard, not agricultural, making them 30% more efficient.

** Further options available. Talk to us about your requirements.*



Caster + Hydraulic Lockout Steering

Nevada tankers are built with caster steering and hydraulic lockout, providing easy turning for the majority of farming situations.

Alternative Steering Option

Forced Steering

Contractors doing a lot of work moving around tight corners, or having to back up around tight corners opt for forced steering, where steering is hydraulically driven from the tractor.

Wheels & Tyres

	Standard	Alternative Options
6,000 & 8,000L Single Axle	550/60 R 22.5	560/60 R 22.5, 650/50 R 26.5
10,000L Single Axle	650/50 R 26.5	710/50R 26.5
All Tandem Axle Models	550/60 R 22.5	560/60 R 22.5, 650/50 R 26.5
All Tridem Axle Models	560/60 R 22.5	Large range of options depending on the tanker size and farm requirements.





ON FARM CASE STUDIES



Fabian Pereira

Dairy Farmer
Otorohanga, Waikato

Nestled in the heart of the Waikato, near Otorohanga in the Otewa region, lies a thriving family-run dairy farm spanning 222 hectares. Home to 480 cows, managed through a 36-bale rotary cowshed with a split calving season in spring and autumn.

Fabian along with his wife Kylie and kids run a system 3 to 4 with maize, grass silage and DDG all year round along with Lucerne that is grown on farm.

Kylie looks after all the milking and manages AI for calving while Fabian looks after the effluent management system that previously was a messy hassle of a task. Before switching to Nevada, the dairy effluent management system consisted of an old truck pump and an electric pump that ran to stationary or travelling cannons. The cannons were slow and time consuming to put into place. "It was an absolute nightmare as far as weather was concerned trying to get it out in time," Fabian said. Spray drift was also a great challenge, which prompted a call from the neighbour asking for him to turn off the cannons due to the smell. In a need to finish the

job, he offered the neighbour \$100 for them to go out to dinner.

With compliance changes and the need for more capacity, Fabian decided to implement a 20 million litre pond with a weeping wall system and concrete tank. After not doing anything with the pond for two years, Fabian figured, "I would get myself a Christmas present and I told my wife I wanted a Nevada tanker."

Fabian received a **Nevada 12,800L Tandem Slurry Tanker** that year for Christmas that could be filled via the concrete tank next to the weeping wall, which is gravity fed from the lined pond at the top of the hill. Fabian noted, "I've owned a Nevada tanker for 5 years now. It's really low maintenance." Only minor upkeep is needed and the RainWave™ attachment releases larger droplets

that provide less wind drift. "I'll drive around my house, my tenant's house, I don't have any issue and I haven't had a complaint," Fabian said. Even the others in the district noticed the spread pattern from a Nevada tanker was nicer than their tankers from other companies.

When asked why he chose a Nevada tanker, Fabian noted his father worked for a galvanising company in Australia years ago that informed the decision. His father said, "anything galvanised lasts." The silver bullet of a tanker also offers an 8inch auto-fill arm function, which allows Fabian to stay in the tractor instead of managing messy irrigators.

An additional benefit of the tanker is the ability to utilise the nutrients from effluent directly, instead of applying artificial nitrogen. With more reach



"I'm comfortable taking the tanker everywhere that I can get"





to crop paddocks further away, Fabian has noticed the benefits in the maize and grass growth. "We had four years of drought in a row, some really hard summers, feeding constantly, so twice a day feeding," Fabian said. To help with the drought, he would often spread effluent with the Nevada Slurry Tanker until two or three in the morning. "Some might say I was crazy, but we recovered a lot faster as soon as we got five millimetres of rain or anything like that. Our grass jumped out of the ground."

Fabian is able to access 70% more of the farm with greater capacity to grow grass and increased days in milk. "I recommend Nevada slurry tankers to anyone," Fabian said. It only takes three minutes to load and three minutes to unload, with the majority of the time spent travelling across paddocks. "I'm comfortable taking the tanker everywhere that I can get," he said.

When asked what he thought of the Nevada Slurry Tanker, Fabian responded, "The Nevada tanker was number one for me, love it."

AT-A-GLANCE

Fabian Pereira

REGION
Waikato



FARM SIZE
222ha



CONTOUR
Flat to rolling with hilly back country



COWS
480



INPUTS
System 3-4, Maize and Grass Silage as well as DDG and lucerne



EFFLUENT STORAGE
20, 000, 000L HDPE Lined Pond, with a weeping wall System and concrete tank.



PRODUCTS
• Nevada 12,800L Tandem Slurry Tanker

Figures are approximate only.



WATCH FABIAN'S CASE STUDY ONLINE

nevadagroup.co.nz/infocenter/videos/on-farm-case-studies

Ben Johnson and Mackenzie Priest-Johnson

Dairy Farmers
Riversdale, Southland





In the deep south of New Zealand just a short way away from Gore, Ben and his daughter Mackenzie farm 135 hectares with 380 cows in Riversdale.

With a farm that is flat to easy rolling contour, they supply Fonterra and now operate with a **Nevada 12,800L Tandem Slurry Tanker**, and **Nevada TurboStir™ 6000**.

Prior to buying the Nevada Slurry Tanker, Ben and Mackenzie were using a hard hose cannon with an electric pond to irrigator pump. The irrigation system worked initially for their farm, but it was limited and only able to reach 70 hectares. Taking the approach of a hard hose took eight hours of labour to cover a 400 metre section that covered 120 cubic metres. By upgrading to Nevada, Ben says, "The cost analysis is looking great." They can now deliver 300 cubic metres in the same amount of time, nearly tripling their capability.

Their previous effluent management system was only able to suck liquids from the pond, which left valuable nutrients in the solids behind. The shift to Nevada equipment saves them time, as well as delivers valuable nutrients across to further paddocks they could not reach before.

Mackenzie said, "Mum's not complaining about stinking all her washing and clothes and having whites that aren't exactly white anymore from filthy overalls."

The process to set up the new system was fast and effective. With the product conveniently already in stock, Ben and Mackenzie were quickly set up with a Nevada 12,800L Tandem Slurry Tanker. The simplicity of operation with three hydraulic spools double acting on the tractor, one brake line, a fast 8in auto-fill arm, and no electronics, the slurry tanker is paired perfectly with a **Nevada RainWave™** to dispense effluent across a 12 metre spread.

Their choice for a Nevada TurboStir™ 6000 is now able to mix the pond for better consistency of spread, ensuring nutrients are evenly distributed across the farm with minimal loss. With cows being fed on crop, baleage, and straw, the increase in yields benefit every aspect of their operations. Even after a few heavy days of rain, the slurry tanker can handle the terrain with ease without damaging the paddocks. "Having to just plug-in the hydraulic hoses in the back and running it off the joystick was a game changer for us," Mackenzie said.

The benefits to their effluent management system were seen immediately with the increase in access to anywhere on the farm. They are no longer limited to where the initial irrigation lines were set up. Ben and

Mackenzie are now able to manage three loads in a day with the Nevada Slurry Tanker that benefits nutrient value and saves them time.

"We would definitely recommend Nevada to anyone if they were looking to upgrade their system. They have been absolutely fantastic to deal with and love their products," said Ben.

"Investing in the Nevada Tanker was a big win for us," Mackenzie remarked,

"You could customise your effluent

"Having to just plug-in the hydraulic hoses in the back and running it off the joystick was a game changer for us"

system through Nevada to work perfectly for the farm or conditions you're in, so 100% I would recommend it."

At the end of the day, Ben and Mackenzie can throw their washing in much cleaner than before with Nevada not only changing their workload, but making the day easier for the whole family.

Brian & Ross Williams

Dairy Farmer

Patea, South Taranaki

Brian and Ross Williams are a father and son team situated in South Taranaki where they operate on 130 hectares with 400 cows on flat to rolling land. When consent was up, they looked for a local and trustworthy company that could help them run their dairy farm with efficiency.

The farm previously relied on a system that was put in place 30 years ago with the cow shed being located 500 meters away [from the effluent pond]. Occasionally Brian and Ross would call in a local contractor who would suck the ponds out for them in order to spread the effluent onto the paddocks. When their compliance was up, they

knew it would be a larger expense to connect power down to the ponds for a traveling irrigator system that met compliance.

Instead of opting for a higher expense and more complex installation, Brian and Ross called Nevada to find the right system for the job. They opted to utilise their 112-horsepower tractor to

pull a Nevada 12,800L Tandem Slurry Tanker that does an average two to three loads a day or a full day a fortnight.

Utilising a Nevada slurry tanker system helped them cut costs and share the responsibility of spreading effluent evenly to all paddocks. Brian noted that, "We chose Nevada cause they

A photograph showing a blue tractor pulling a silver Nevada slurry tanker in a green field. The tractor is positioned on the left, and the tanker is on the right. The background is a dense line of trees. The text is overlaid on the bottom left of the image.

"I've certainly read enough about the equipment and seen enough of their [Nevada] tankers throughout the country to know that they're good."

are local and I like supporting local businesses. I've certainly read enough about the equipment and seen enough of their tankers throughout the country to know that they're good."

They found a slurry tanker was easy to operate and could manage spreading effluent across 90% of the paddocks with a good natural fertiliser that comes directly from the cows on their farm. Instead of applying effluent in the same place every time, a Nevada tanker system helps them reach poor paddocks and spread effluent evenly.

With no challenges setting up the system, they have owned a **Nevada 12,800L Tandem Slurry Tanker** and a **Nevada TurboStir 6000 PTO Pond Stirrer** since early 2023. They enjoy the assurance of Nevada's team only being a phone call away to help with any issues they may have.

Both Brian and Ross would recommend Nevada to other farmers who are looking to put in a reliable and efficient effluent system that makes it easy to meet compliance. In Brian's words, "This 12,800 litre Nevada slurry tanker does the job."

AT-A-GLANCE

Brian & Ross Williams

REGION

South Taranaki



FARM SIZE

130ha



CONTOUR

Flat to rolling



COWS

400



INPUTS

System 4



EFFLUENT STORAGE

1,000,000L
Clay lined



PRODUCTS

- Nevada 12,800L Tandem Slurry Tanker
- Nevada TurboStir™ 6000

Figures are approximate only.

WATCH BRIAN & ROSS' CASE STUDY ONLINE

nevadagroup.co.nz/videos/on-farm-case-studies



Alan Coburn

Dairy Farmer
Waverley, South Taranaki



Down on the coast of Waverley, Alan Coburn is making significant strides in his operations across 180ha. With a 380 cow dairy farm, Alan runs a 70% split calf in Autumn and 30% in Spring with two full-time staff.

Previously, Alan's effluent management operated on a straight pump to paddock system with an irrigator that needed to be moved twice a day due to the lack of storage facility available. Whether the southerly was blowing or the rain was pouring down, Alan and his staff were out working to move the irrigator twice a day and checking on the pump to ensure it was working properly.

The biggest concern for him in modernising operations was how to place a pond and keep the embankment secure without issues of erosion over time. When Alan contacted Nevada, all those concerns were flipped into positive solutions.

Nevada was able to deliver a complete package that included design of the whole system, the supply of equipment, and full installation. As soon as the design was finalised, a digging crew was sent out. Within a week the 1.3million litre pond was dug out and fully lined with High-Density Polyethylene Plastic (HDPE pond liner). In that time, Alan and his staff were able to focus on what they do best without any concern around the management or installation of the project. To further streamline operations, Alan opted for a 9m Nevada Electric Stirrer with Progressive Cavity (PC) Pump for the main pond and a submersible stirrer with a submersible transfer pump for the sump.

To spread effluent further down the farm, Alan decided on a Nevada 12,800L Tandem Slurry Tanker. Instead of having to get out in the rain to move an irrigator around, he is able to comfortably operate the tanker from his cab. In the middle of summer he is able to empty the whole pond and spread it across the paddocks efficiently. In his words, "it's a bloody good machine really" and even gives Alan time to get home for a beer.

"Our biggest benefits would be spreading the effluent further around the farm at a very reasonable cost structure."



AT-A-GLANCE

Alan Coburn

REGION

South Taranaki



FARM SIZE

180ha



CONTOUR

Fairly flat, the odd contour & hills



COWS

380



INPUTS

System 5, maize, grass silage & PKE & molasses



EFFLUENT STORAGE

1,300,000L
HDPE lined



PRODUCTS

- Nevada 12,800L Tandem Slurry Tanker
- HDPE Pond Liner
- Nevada ELZ9 Electric Stirrer
- PC Pump 2690
- Submersible 1.5kW Pump
- Submersible Stirrer 2.2kW
- Mainline & Hydrants

Figures are approximate only.



WATCH ALAN'S CASE STUDY ONLINE

nevadagroup.co.nz/videos/on-farm-case-studies



LJS Contracting

Effluent Spreading Contractor
Kerikeri (Based), Northland



The timing was perfect when Lars Smith took the leap into his own agricultural contracting business specialising in effluent spreading. Having spent a good 7 years working for a well-established agricultural contractor he could see the need for specialty effluent spreading services around Northland, and he was ready to go out on his own, so when the opportunity to purchase an existing business came up, he took it!

'Everything fell into place at once. I was ready to move on from my current ag contracting job and into my own thing. While over some beers with mates the opportunity arose to purchase an existing business as the current owner

was wanting to slow down and retire. So LJS Contracting Limited was born.' said Lars Smith

It turned out to be a great move, with LJS Contracting being in high demand

throughout Northland, covering areas from Whangarei to Kaitiaki. Lars has focused the business solely on dairy effluent spreading, enabling him to offer a service where clients not only get the job done well and on time, but that they're compliant with the ever-tightening council restrictions.

'Some of the biggest challenges with effluent spreading are keeping up with the ever-increasing restrictions, keeping ahead of the wet weather and getting to all your clients on time.'

When Lars first bought the business, he inherited two 8,000L Nevada Single Axle Slurry Tankers, but with the growing need for effluent spreading he purchased a second-hand Nevada 10,000L Tandem Slurry Tanker with auto-fill, which increased his capacity and speed in getting the job done.





AT-A-GLANCE

LJS Contracting

REGION
Northland



FARM SIZE
Any farm size



CONTOUR
Various



PRODUCTS

- Nevada 10,000L Tandem Slurry Tanker
- Nevada 12,800L Tandem Slurry Tanker

Figures are approximate only.

After only 3 months of getting the 10,000L slurry tanker he quickly decided it was time to purchase a second auto-fill slurry tanker, but bigger. So, he bought a new Nevada 12,800L Tandem Slurry Tanker.

Now with two auto-filling slurry tankers and a PTO stirrer, no job is too big or too small for LJS Contracting Limited – check out some of their work here. Happily taking on more and more clients, and with their services in such high demand we wouldn't be surprised to see the business upgrading again in the near future!

'I like how well Nevada tankers are built, their availability, and good backup service.'



READ MORE ON FARM CASE STUDIES ONLINE
nevadagroup.co.nz/successstories

Mark Carter

Dairy Farmer
Whakatane, Bay of Plenty



Mark runs two farms over in rural Whakatane, each with 210 and 240 cows respectively. Located across the road from each other, each farm has its own milking and effluent storage operations and had previously been spreading to paddocks with irrigators. The issue with both farms is the drains...

'The drains mean we can only do one run of the irrigator per paddock. The consent conditions are not to discharge within 20 metres of a drain with an irrigator, and not within 10 metres using a slurry tanker. During the winter-spring period we can apply no more than 5mm in depth with the irrigator.'

Not only was council compliance restricting the area available for nutrient spreading but setting up irrigators to only apply a maximum of 5mm for 10,000 litres took up quite a bit of time. Mark's father, Brian had made enquiries with Nevada when he ran the farm, and Mark had previously hired a Nevada tanker from a contractor so he gave Nevada a call. After a few phone calls and a virtual farm visit on Google, Mike was able to put together a package that would resolve their effluent issues.

'With the Nevada Rainwave Tanker effluent placement is much more accurate so council have allowed him to go much closer to the drains. Also quicker. It only takes a few minutes to apply with 10,000 litres with the tanker.'

- Michael Prestidge, Nevada Effluent Specialist.

The solution was simple, and with the two farms just across the road from each other Mark agreed it made sense to get a slurry tanker. Mark bought the **Nevada MB100EX Single Axle Slurry Tanker** along with a **Nevada TurboStir600 PTO Stirrer** with Pond Liner Protection Kit, **PTO Pump and Greenback Irrigator**. He now gets the best of both worlds by utilising both the slurry tanker and travelling irrigator system.

'It's easy to stay on top of the effluent now. Being so mobile it's easy to go to the pond that most needs lowering. It certainly grows grass – you can see where I've been!'

'Dad had enquired with Nevada before and knew they were good people. The new 10,000 litre was in stock and I didn't want to miss the opportunity, so I went for it.'

With his new single axle 10,000L Nevada Slurry Tanker Mark's now able to spread when he wants and apply nutrients over more pasture without worrying about it getting into drains. He's set up two auto-fill docking stations, one for each farm so it's easy to stop, drop and go.

Bruce Turpie

Dairy Farmer
Ashburton, Canterbury



Bruce is a dairy farmer who knows what he wants, so when he asked Nevada for the biggest slurry tanker we had - he meant it!

All in all Bruce's 500ha dairy farm runs like a well oiled machine. With 1600 cows, there's high input, and high output, so he has two systems running. Effluent from the cow shed is run through a screw press with liquids going into a sump. Any overflow is pushed through to one of the effluent ponds. There are 3 earthen effluent ponds storing effluent from the feedpads.

'The greenwater is all going out through the pivot, but we'd still have to suck the ponds out once a year to get the sludge out of the bottom of them. It's just one of those things, for smaller farms you can just tanker everything, but once you start getting to 1600 cows you end up with a lot of stuff. The screwpress does a good job, but one system can't do everything.'

Bruce strives to utilise every inch of the farm, and with re-grassing and crops being regularly planted, the effluent nutrients are always being put to good use. The issue Bruce had was simple - the old 18,000L tanker was too small!

Having previously bought his pump from Nevada, he gave us a call, when it came time to upgrade his tanker.

'We chose Nevada because you're a local (NZ) company really. We dealt with you in the past with the pump and it all went good, we're happy with the product you sell, and we wanted a company with a good parts presence.'

Bruce had already done the calculations based on his 18,000L tanker and the horsepower of his new tractor, and he knew the massive **Nevada 37,000L Tridem Slurry Tanker** had his name written all over it.

'The old tanker was just too small basically, for what we are producing. The reason for buying the big one is to be able to do things a bit faster, and we've got the new tractor now to be able to hang onto it, so we can utilise the big tractor as well. We have to clean ponds out once a year anyway, but it's better being able to do it in house. Then we don't worry about potential smell issues with spreading in one area, and the money is flowing the right way.'

'Now we can spread over the entire 500ha, not just the 160ha under irrigation. It gives us a lot more flexibility to spread when and where we want'

AT-A-GLANCE

Bruce Turpie

REGION
South Canterbury



FARM SIZE
500ha



CONTOUR
Flat



COWS
1600



INPUTS
System 5,
grain, PKE, maize
& grass silage



EFFLUENT STORAGE
14,000,000L
3 Clay lined ponds



PRODUCTS

- Nevada 37,000L Tridem Slurry Tanker

Figures are approximate only.

BETTER EFFLUENT MANAGEMENT



*Terms and conditions apply. Nevada Ltd endeavors to ensure that the information presented in this publication is accurate, current and correct. However, we do not accept any liability for errors, omissions, or outdated content. Nevada Ltd reserves the right to alter specifications, components, design and prices, at our discretion and without notice. Other conditions may apply. All material and information presented in this publication is copyright 2024 Nevada Ltd. All rights reserved. All product warranties are limited. Q4-2024

NZ 0800 464 393
nevadagroup.co.nz

AUS 1800 963 490
nevadagroup.com.au

 **nevada**[®]
Sustainable Effluent Management