



# ON FARM SUCCESS STORIES

Specialist provider of  
**DAIRY EFFLUENT EQUIPMENT**

NZ 0800 464 393

[nevadagroup.co.nz](http://nevadagroup.co.nz)

AUS 1800 963 490

[nevadagroup.com.au](http://nevadagroup.com.au)

 **nevada**<sup>®</sup>  
Sustainable Effluent Management

# ON FARM SUCCESS STORIES

## Don't just take our word for it!

Discover how real dairy farmers, just like you, have made simple changes to their effluent management systems to improve efficiency and achieve effective spreading across their entire farms.

Read our On-Farm Success Stories to see the impact these improvements are making on daily operations.



V5 2025

\* Nevada Ltd endeavors to ensure that the information presented in this publication is accurate and current. However, we do not accept any liability for errors, omissions, or outdated content. Nevada Ltd reserves the right to alter specifications, components, design and prices, at our discretion and without notice. Other conditions may apply. All material and information presented in this publication is copyright 2025 Nevada Ltd. All rights reserved.



# Before the slurry tanker, there was no effluent management

Effluent was just a bit of a headache for Scott Korpershoek until he had a lightbulb moment. He realised he could turn this daily problem into a daily resource.

## Turning a problem into a solution

Scott and his family have a 290-hectare farm near Stanley in Tasmania. This is a mixed operation. They run 400 dairy cows, grow some potatoes, onions and crops to support the cows, and that keeps them pretty busy.

Originally, he had a separation system at the cowshed and a direct irrigation system off that, which wasn't the best system. He had to shift sprinklers every few days to make sure areas didn't get flooded. It was just a problem he'd rather not have. He'd bring in contractors once a year to empty the pond but he knew that wasn't the most efficient way to deal with his effluent. The system did its job, but didn't work well for the farm. Once they put a new feedpad in and started collecting more effluent, they knew they needed to upgrade their system.

## Better effluent management

What Scott realised was that he could turn this effluent problem into a fertiliser solution and use this resource across the whole farm. Scott and his family invested in a Nevada PTO pond stirrer and a 20,000L triple axle slurry tanker. It took about four to five weeks to arrive from

New Zealand, and then they were good to go. Initially, he wasn't sure what size tanker to go with but was very happy he went with the bigger option. He has another farm and contracts out the tanker to his neighbours, so it was a good decision.

## Better growth

He knew that effluent was full of potassium and phosphorus and great for soil health and growth, but he didn't realise how much. One of the first times he went with the slurry tanker to pre-spread a maize field, he missed some corners in the paddock's headland. His father gave him some grief about that, but once the maize had grown, it was plain to see where the slurry had been used. The maize reached eight to nine feet in the main part of the paddock but only reached six feet in the corners where he'd missed – nearly a metre difference.

## Accuracy and efficiency

Using the slurry tanker has been simple; the steering axles and brakes make it easy to get around the farm and the big baffles mean there is no sloshing around. Scott particularly likes the Duo Rainwave™ guns on the tanker for their accuracy of application. He can get to every part of the farm, and there is less odour.

Mccauley Carse (Macca) is a mechanic and operator on the farm and is responsible for spreading, so he uses the slurry tanker most often. He's a huge fan. He likes that he can easily hook up the PTO stirrer, back it up to the pond, set the revs to 540 and it chops through the effluent. He then gets the tanker, drops the chute and fills the 20,000 litres in about four to five minutes. No messing around, he can spread several loads in a day. They follow the cows as they leave the paddocks, and they now have a very efficient rotation system in place, where they are getting maximum value from their effluent.

## It's a resource.

There is always going to be a challenge with effluent but now Scott looks at it in a different light. It is no longer an issue; it is a resource that he has been able to capitalise on. With the slurry tanker, he has been able to get around the whole farm, feeding the soil and using the effluent when it has the highest concentration of nutrients. He's saving money on pre-spread synthetic fertiliser and his farm is reaping the benefits.





## AT-A-GLANCE

Scott Korpershoek

**REGION**  
Forest, TAS,  
Australia



**FARM SIZE**  
290ha



**CONTOUR**  
Fairly flat



**COWS**  
400



**INPUTS**  
Farm grown crops



**EFFLUENT STORAGE**

500,000L  
Clay lined pond  
11,000,000L  
Secondary pond



### PRODUCTS

- Nevada 20,150L Triple Axle Slurry Tanker
- TurboStir™ 7000 PTO Pond stirrer

*Figures are approximate only.*



[▶ Watch Video Online](#)

# Working a Slurry Tanker on Rolling Hills

Based in Dorrigo, NSW, Scott runs 200 Jersey cows across 215ha of rolling hills and pasture. His Nevada tanker has become his prized purchase, reducing his fertiliser cost by around 30-40%.

## Creating silage

On Dorrigo Plateau there has been an unusual amount of rain this year, 68 inches (1,727mm) so far, so Scott takes every chance he can to feed the new growth of silage. His cows are fed mainly on grass and then silage for four or five months of the year. Right now, it is a change season when he'll switch from kikuyu to rye grass and oats, so he'll follow up the planting with slurry to get the nutrients back into the soil and give his new growth a kick-start.

## Working on sloped ground

And even though there has been more rain than usual, once the sun comes out, his 10,000 litre slurry tanker has not had any issues with the rolling hills his farm sits on. Even though it is carrying 15 tonnes of effluent, he has not seen any damage to his paddocks or tracks. The softer ground did make it more difficult to get to the steeper parts of the paddocks until he learned to start spreading on the flat first and then move up the slope as the tank got lighter. What he really likes is that he can reach his whole farm without any worries. The RainWave™ applicator deposits heavy droplets onto the soil, so there is virtually no run off and minimal wind drift.

## Better coverage

Before he got the tanker, he had a traveller with 600 metres of mainline, which limited coverage to just 15% of the farm. It was messy and there were always blockages. With the tanker, he is now covering 70% of his farm and he reckons he has reduced his fertiliser cost by 30 to 40 per cent.

Plus, his old system could only be used on rectangular shaped paddocks, which wasn't a great fit for the topography of his farm. With the Nevada tanker, he can reach even the odd-shaped paddocks.

Scott came to Nevada because the standard machine had everything on it he wanted. The auto-fill feature and the fact that all four wheels are braked, sealed the deal. It was exactly what he needed for the rolling hills on his farm.

The Nevada auto-fill arm feature stood out for him. With the eight-inch suction, it takes him just three minutes to fill the tanker. He doesn't have to get out the cab, no mess, no problems, he just fills up, switches on a podcast and starts spreading.

The purchase process was easy too. Scott was worried that getting a machine from NZ would be a bit of a drama, but all it took was one phone call and eight weeks later it rocked up to his farm.

## Advice, "Just get into it."

Scott thinks getting a Nevada tanker has been one of the best decisions he has ever made for his farm. It is not just the cost savings he's made, it's also simple and easy to use, as well as being fast and efficient. "I've had my wife and my teenage daughters use the machine, and they love it."



[▶ Watch Video Online](#)



## AT-A-GLANCE

Scott Connell

**REGION**  
Dorrigo, NSW,  
Australia



**FARM SIZE**  
531 acres  
(215ha)



**CONTOUR**  
Rolling to steep



**COWS**  
200 Jersey



**INPUTS**  
Grass & silage for  
4-5mths/yr



**EFFLUENT STORAGE**  
200,000L  
Clay lined pond



### PRODUCTS

- Nevada 10,000L Tandem Slurry Tanker

*Figures are approximate only.*



*"The old system could only be used on rectangular paddocks. Now we can weave and duck and do all sorts - it's a good fit for this farm."*

# Get More Done in Less Time

From investing in a state-of-the-art Nevada slurry tanker to adopting technologies that reduce environmental impact and improve farm productivity, John's story is one of resilience, resourcefulness, and forward-thinking. Here's how this multi-generational farm continues to grow and thrive while embracing modern agricultural advancements.

Located in the Waikato region just 10 minutes from Cambridge is John Charlton's family farm of 105 years. What started as 40 hectares has grown to 112 hectares of thriving farmland. "My father has been very passionate about buying land as it has come up and we've been able to purchase little bits as we go," John said.

John and his wife have leased their flat contour and sandy loam soil farm for 20 years from the family. With 340 cows split into two herds of Jersey and Friesian cows, the paddock rotation is made easier with the varying sizes of each section. "It works well with a two-herd system," John remarked.

## Keep it simple

Being a System 3, the farm consists of in the shed feed and round bale silage with the cows on pasture all year round. When it comes to the effluent

management system, John keeps it as simple as possible. The effluent system includes a 500,000 litre bladder tank for the bulk of storage along with a 30,000 litre underground tank that is gravity fed from the shed itself. The underground tank is pumped directly to a slurry tanker, and then spread throughout the farm regularly.

As technology has changed over the years, it has made it easier to spread effluent more efficiently and with less hassle. The family farm has never used an irrigator and has continually utilised slurry tankers since the 1950s. "Our previous systems were very similar using slurry wagons, but the advances in the Nevada ones make it a lot more efficient and easy for staff to use," John noted.

When it came time to upgrade, John purchased a **Nevada 10,000L Slurry Tanker** which provided the equipment to spread effluent at a low rate across a large portion of the farm. "The process for purchasing was very simple. It was very easy and the delivery was very simple as well even though we are not in the same district. And the follow up service has been good as well," John said.

## Working the whole farm

The flexibility of the Nevada single axle slurry tanker offered better navigation through narrow gateways, the ability to get near hedges, and space awareness to avoid troughs. With many lifestyle block owners nearby, John was concerned about lowering wind drift while still being able to reach the furthest corners for even growth across the paddocks. To go alongside the slurry tanker, John chose a RainWave™

*John has increased capacity and lowered the fertiliser bill by getting effluent onto 90% of the farm with a Nevada slurry tanker.*



[▶ Watch Video Online](#)



attachment, which ensured effluent application closer to the ground with fewer particles going above the hedgeline. John immediately noticed the difference of less wind drift, enabling him to get closer to hedges and boundary fences without concern.

### Internal galvanisation

Over the last 10 years, John has tried other brands of slurry tankers with features that didn't offer longevity or ease of use. Previous slurry tankers did more damage turning sharp corners and going through tight gateways on the farm. When researching what slurry tanker could offer all the features he was looking for, it was the double galvanisation that sealed the deal. "The internal galvanising, which is not always the same in all tankers in the ones we were quoted, were not internally galvanising, so that was a big attraction... and I've already seen evidence of the extra galvanising on the Nevada tankers doing its thing, it's clearly a better long lasting product than what I've used in previous effluent tankers," John said. Additional advantages of the features included easy maintenance, floatation tires, large side glass, and an auto-filling arm that saves

staff from having to manually connect pipes. The system provided no challenges in setting up and continues to be a valuable asset on the family farm.

### Instant response

John has increased capacity and lowered the fertiliser bill by getting effluent onto 90% of the farm with a Nevada slurry tanker. "We find it works a lot better for our system to spread regularly and it just allows that instant use of fertiliser of the effluent onto the farm paddocks and the instant response we get from following the cows around on the pasture rotation," John noted.

For farmers who are looking to get a slurry tanker, John said "it's not as time consuming as you might think."

The efficiency of the technology and the design of the slurry tanker allows for greater capacity of loads in less time, making it easier for staff to get the job done. "I would recommend the Nevada tanker for the ease of use and the efficiencies of all the technology involved on it with the auto-fill arm and the RainWave™. And it's very easy for myself and the staff to use. So yes, I would recommend it for sure."

## AT-A-GLANCE

John Charlton

### REGION

Waikato



### FARM SIZE

112ha



### CONTOUR

Flat with some hills



### COWS

340



### INPUTS

System 3  
Grass and Silage



### EFFLUENT STORAGE

500,000L  
Bladder Tank



30,000L Under  
Ground Tank

### PRODUCTS

- Nevada 10,000L Single Axle Slurry Tanker

*Figures are approximate only.*





# Liz saved \$20,000 in fert

Based twenty minutes outside of Rotorua in Hamurana, Liz Hodgson runs 240 Friesian cows on 136 hectares that supply Open Country Dairy and the family business Volcanic Creamery.

Liz alongside her son Hamish provide cafes and stores around the Bay of Plenty with premium milk and yoghurt. "We started this business here as a value add for our farm and to give us a bit more control over the product we are selling," Hamish said, "taste is another thing altogether. It's unreal, it's amazing, we have so many loyal customers that swear by our milk and that's really what makes it all worth it." With a product that is better for the environment with sustainable packaging, the family business was looking to upgrade to better quality dairy equipment to match the growing need for efficient systems on the farm.

## More efficiency

Before upgrading to Nevada, Liz was worried about the effluent system in place. "When I had the old system, I was always worried that an inspector would turn up or something wasn't quite right. It was really hard to not get runoff with the old spreading system. The tanker is just a game changer. There is no stress, you spread it when the conditions are right. You get all over the farm, and no stress," Liz said.

Environmental regulations were increasing and due to living in a high rainfall area, equipment failure and runoff were a major concern. "I had a stationery rain

gun, which was suitable for the contour, good for getting on hillsides, but just not that efficient and a constant worry that something had gone wrong with it," Liz said. Alongside the stationery rain gun, Liz previously was using a basic pond stirrer that operated in the middle of the pond that was difficult to access. Liz noted, "There was probably a metre of sediment that sat at the bottom of the pond, which was impacting the capacity of the pond."

Liz decided to invest in more efficiency and less mess by upgrading to a Nevada electric shore mounted stirrer. With simple install and easy maintenance, the stirrer is now able to keep sediment from building up on the bottom of the pond. "Several features with the stirrer really appealed to me. The fact that the electric stirrer is shore mounted, but you can literally alter the angle of it and the depth into the pond with one hand on a pulley system," Liz said.



*"I haven't actually bought any fertiliser in for a year now, and I honestly don't think I will be,"*



### Better coverage

While initially Liz was looking to just upgrade to an electric pond stirrer, it was the pamphlet left on the table that helped her notice how much value a slurry tanker could bring to the farm. With the previous effluent management system, Liz was only able to spread effluent around the 40 hectares near the cow shed. By upgrading to Nevada, she is now able to spread effluent to 90% of the farm.

The pasture looks healthier and greener with the utilisation of effluent that was already available on the farm, which saves the farm over \$20,000 in costs for fertiliser a year.

### No runoff

"Prior to putting in the Nevada stirrer and effluent tanker, it was just an absolute nightmare on a daily basis," Liz remarked. When it came to making the decision about the tanker, Liz chose the Nevada 12,800L Single Axle Slurry Tanker. "The RainWave™ at the back is awesome, even spreading, good droplet size, no runoff," Liz said.

The main appealing feature of the slurry tanker is the minimal load time with three minutes to load nearly 13,000 litres and three minutes to empty. "It doesn't get much better than that," Liz noted. Drive up to the filling station, drop the auto-fill arm and fill up all from the tractor seat.

### Easy to use

Liz's main concern before upgrading was about operating the tanker on her own, but Nevada's slurry tanker makes the process is easy. "I'm not a tractor person by choice, but if I can use it, anybody can use it. It's super easy," Liz said.

Hamish says their milk is the best A2 milk in New Zealand and with the help of an electric stirrer and slurry tanker that has eased daily effluent management processes, the family can focus on delivering great products to customers around the Bay of Plenty. "If anybody is looking at a new stirrer or a tanker, Nevada's been great. They are great. The product is exceptionally well made and very easy to use. And the backup from the team at Nevada is great," Liz said.

As Liz points out, "It's been an absolute game changer. Just removed all the stress from the effluent system."

## AT-A-GLANCE

Liz Hodgson

**REGION**  
Bay of Plenty



**FARM SIZE**  
136ha



**CONTOUR**  
Undulating



**COWS**  
240



**INPUTS**  
System 5  
& grass silage



**EFFLUENT STORAGE**  
3,000,000L  
HDPE lined pond



### PRODUCTS

- Nevada 12,800L Tandem Slurry Tanker
- Nevada ELZ915 Electric Stirrer

*Figures are approximate only.*



**ON FARM**  
BAY OF PLENTY

[▶ Watch Video Online](#)

# Effluent Management Made Easy

Nestled in the heart of the Waikato, near Otorohanga in the Otewa region, lies a thriving family-run dairy farm spanning 222ha. Home to 480 cows, managed through a 36-bale rotary cowshed with a split calving season in spring and autumn.

Fabian along with his wife Kylie and kids run a system 3 to 4 with maize, grass silage and DDG all year round along with Lucerne that is grown on farm.

Kylie looks after all the milking and manages AI for calving while Fabian looks after the effluent management system that previously was a messy hassle of a task. Before switching to Nevada, the dairy effluent management system consisted of an old truck pump and an electric pump that ran to stationary or travelling cannons. The cannons were slow and time consuming to put into place. "It was an absolute nightmare as far as weather was concerned trying to get it out in time," Fabian said. Spray drift was also a great challenge, which prompted a call from the neighbour asking for him to turn off the cannons due to the smell. In a need to finish the job, he offered the neighbour \$100 for them to go out to dinner.

## A present from Santa

With compliance changes and the need for more capacity, Fabian decided to implement a 20 million litre pond with a weeping wall system and concrete tank. After not doing anything with the pond for two years, Fabian figured, "I would get myself a Christmas present and I told my wife I wanted a Nevada tanker."

Fabian received a **Nevada 12,800L Tandem Slurry Tanker** that year for Christmas that could be filled via the concrete tank next to the weeping wall, which is gravity fed from the lined pond at the top of the hill. Fabian noted, "I've owned a Nevada tanker for 5 years now. It's really low maintenance." Only minor upkeep is needed and the RainWave™ attachment releases larger droplets that provide less wind drift. "I'll drive around my house, my tenant's house, I don't have any issue and I haven't had a complaint," Fabian said. Even the others in the district noticed the spread pattern from a Nevada tanker was nicer than their tankers from other companies.

When asked why he chose a Nevada tanker, Fabian noted his father worked for a galvanising company in Australia years ago that informed the decision. His father said, "anything galvanised lasts." The silver bullet of a tanker also offers an 8inch auto-fill arm function, which allows Fabian to stay in the tractor instead of managing messy irrigators.



## Faster grass recovery

An additional benefit of the tanker is the ability to utilise the nutrients from effluent directly, instead of applying artificial nitrogen. With more reach to crop paddocks further away, Fabian has noticed the benefits in the maize and grass growth. "We had four years of drought in a row, some really hard summers, feeding constantly, so twice a day feeding," Fabian said. To help with the drought, he would often spread effluent with the Nevada Slurry Tanker until two or three in the morning. "Some might say I was crazy, but we recovered a lot faster as soon as we got five millimetres of rain or anything like that. Our grass jumped out of the ground."

## 70% better coverage

Fabian is able to access 70% more of the farm with greater capacity to grow grass and increased days in milk. "I recommend Nevada slurry tankers to anyone," Fabian said. It only takes three minutes to load and three minutes to unload, with the majority of the time spent travelling across paddocks. "I'm comfortable taking the tanker everywhere that I can get," he said.

When asked what he thought of the Nevada Slurry Tanker, Fabian responded, "The Nevada tanker was number one for me, love it."



*"I'm comfortable taking the tanker everywhere that I can get"*



## AT-A-GLANCE

Fabian Pereira

### REGION

Waikato



### FARM SIZE

222ha



### CONTOUR

Flat to rolling with hilly back country



### COWS

480



### INPUTS

System 3-4, Maize and Grass Silage as well as DDG and lucerne



### EFFLUENT STORAGE


20, 000, 000L HDPE Lined Pond, with a weeping wall System and concrete tank.



### PRODUCTS

- Nevada 12,800L Tandem Slurry Tanker

*Figures are approximate only.*



[▶ Watch Video Online](#)

# An Easy Decision

In the deep south of New Zealand just a short way away from Gore, Ben and his daughter Mackenzie farm 135 hectares with 380 cows in Riversdale.

With a farm that is flat to easy rolling contour, they supply Fonterra and now operate with a **Nevada 12,800L Tandem Slurry Tanker**, and **Nevada TurboStir™ 6000**.

Prior to buying the Nevada Slurry Tanker, Ben and Mackenzie were using a hard hose cannon with an electric pond to irrigator pump. The irrigation system worked initially for their farm, but it was limited and only able to reach 70 hectares. Taking the approach of a hard hose took eight hours of labour to cover a 400 metre section that covered 120 cubic metres. By upgrading to Nevada, Ben says, "The cost analysis is looking great." They can now deliver 300 cubic metres in the same amount of time, nearly tripling their capability.

## The best upgrade

Their previous effluent management system was only able to suck liquids from the pond, which left valuable nutrients in the solids behind. The shift to Nevada equipment saves them time, as well as delivers valuable nutrients across to further paddocks they could not reach before.

Mackenzie said, "Mum's not complaining about stinking all her washing and clothes and having whites that aren't exactly white anymore from filthy overalls."

The process to set up the new system was fast and effective. With the product conveniently already in stock, Ben and Mackenzie were quickly set up with a Nevada 12,800L Tandem Slurry Tanker. The simplicity of operation with three hydraulic spools double acting on the tractor, one brake line, a fast 8in auto-fill arm, and no electronics, the slurry tanker is paired perfectly with a **Nevada RainWave™** to dispense effluent across a 12 metre spread.

## Better use of effluent

Their choice for a Nevada TurboStir™ 6000 is now able to mix the pond for better consistency of spread, ensuring nutrients are evenly distributed across the farm with minimal loss. With cows being fed on crop, baleage, and straw, the increase in yields benefit every aspect of their operations. Even after a few heavy days of rain, the slurry tanker can handle the terrain with ease without damaging the paddocks. "Having to just plug-in the hydraulic hoses in the back and running it off the joystick was a game changer for us," Mackenzie said.

The benefits to their effluent management system were seen immediately with the increase in access to anywhere on the farm. They are no longer limited to where the initial irrigation lines were set up. Ben and Mackenzie are now able to manage three loads in a day with the Nevada Slurry Tanker that benefits nutrient value and saves them time.

## Highly recommended

"We would definitely recommend Nevada to anyone if they were looking to upgrade their system. They have been absolutely fantastic to deal with and love their products," said Ben.

"Investing in the Nevada Tanker was a big win for us," Mackenzie remarked,

"You could customise your effluent system through Nevada to work perfectly for the farm or conditions you're in, so 100% I would recommend it."

At the end of the day, Ben and Mackenzie can throw their washing in much cleaner than before with Nevada not only changing their workload, but making the day easier for the whole family.



[▶ Watch Video Online](#)



*"Having to just plug-in the hydraulic hoses in the back and running it off the joystick was a game changer for us"*





# Out With the Old, in With the New

Brian and Ross Williams are a father and son team situated in South Taranaki where they operate on 130 hectares with 400 cows on flat to rolling land. When consent was up, they looked for a local and trustworthy company that could help them run their dairy farm with efficiency.

## Meeting compliance

The farm previously relied on a system that was put in place 30 years ago with the cow shed being located 500 meters away [from the effluent pond]. Occasionally Brian and Ross would call in a local contractor who would suck the ponds out for them in order to spread the effluent onto the paddocks. When their compliance was up, they knew it would be a larger expense to connect power down to the ponds for a traveling irrigator system that met compliance.

Instead of opting for a higher expense and more complex installation, Brian and Ross called Nevada to find the right system for the job. They opted to utilise their 112-horsepower tractor to pull a Nevada 12,800L Tandem Slurry Tanker that does an average two to three loads a day or a full day a fortnight.

Utilising a Nevada slurry tanker system helped them cut costs and share the responsibility of spreading effluent evenly to all paddocks. Brian noted that, "We chose Nevada cause they are local and I like supporting local businesses. I've certainly read enough about the equipment and seen enough of their tankers throughout the country to know that they're good."

## More coverage

They found a slurry tanker was easy to operate and could manage spreading effluent across 90% of the paddocks with a good natural fertiliser that comes directly from the cows on their farm. Instead of applying effluent in the same place every time, a Nevada tanker system helps them reach poor paddocks and spread effluent evenly.



[▶ Watch Video Online](#)

## AT-A-GLANCE

Brian & Ross Williams

**REGION**  
South Taranaki



**FARM SIZE**  
130ha



**CONTOUR**  
Flat to rolling



**COWS**  
400



**INPUTS**  
System 4



**EFFLUENT STORAGE**  
1,000,000L  
Clay lined



## PRODUCTS

- Nevada 12,800L Tandem Slurry Tanker
- Nevada TurboStir™ 6000

*Figures are approximate only.*

With no challenges setting up the system, they have owned a **Nevada 12,800L Tandem Slurry Tanker** and a **Nevada TurboStir 6000 PTO Pond Stirrer** since early 2023. They enjoy the assurance of Nevada's team only being a phone call away to help with any issues they may have.

## More efficiency

Both Brian and Ross would recommend Nevada to other farmers who are looking to put in a reliable and efficient effluent system that makes it easy to meet compliance. In Brian's words, "This 12,800 litre Nevada slurry tanker does the job."

*"I've certainly read enough about the equipment and seen enough of their [Nevada] tankers throughout the country to know that they're good."*



# What do a slurry tanker and robotics have in common?

You can't stand still in farming, the future is always biting at your heels. But that means there is always the opportunity to learn something new and improve. John Duinham is future-proofing his farm with new ways of thinking.

## Looking to the future

At the moment, he is transitioning to robotic farming. It's a high-tech solution but he is combining that with a tried and tested method that has been generating results for generations of farmers. Using effluent to grow heaps of grass; simple and effective, it is feeding his whole farm with nutrients. Both things are improving efficiency, so his cows and sons reap the benefits.

## Improving efficiency

To make more efficient use of his effluent, he has turned to a 10,000 Ltr slurry tanker and a PTO stirrer for his pond. He is producing all the grass, silage and hay he needs, reducing vet bills, improving soil health and managing the whole system from the cab of his tractor. It is a piece of cake to operate, just two control valves. He comes home clean and relaxed, which gets a big thumbs up from his missus.

## A headache he didn't need

Before they purchased a slurry tanker, John had a little traveller, which was a never-ending source of problems. Every day, something was going wrong or had to get fixed - it was more trouble than it was worth. In the end, enough was enough; he gave it away, got rid of a headache and bought a dream replacement.

## Better soil health

John produces all the feed he needs and has no need for extra fertiliser. The area has suffered from a green drought, but with the slurry tanker, he has been able to reach every nook and cranny of the farm. Soil health has vastly improved.

He had it tested by his local agronomist, who couldn't believe the results. During the drought, his green land stayed green, and when the rain did finally arrive, the grass shot away.

## Money well spent

Before he got his tanker, John was using contractors to empty his effluent pond. Good fellas but it cost \$8,000 every time they turned up and the effluent never ended up where he wanted it. His pond needed to be emptied three times a year, which cost him \$24,000. Investing in the slurry tanker he saved him that money straight away. So in John's way of thinking, in three years it will almost pay for itself. Add to that the increased silage he has been able to produce and the fact that he does not need to buy fertiliser, it makes sense anyway you look at it. More grass, more milk, less headaches.

## The way to go

John's advice - if you're considering getting a tanker, go and talk to someone who's using one. Most farmers will give you the straight truth. If there was anything wrong with it, he'd be the first to tell you, but in his opinion, it is the way to go.



[▶ Watch Video Online](#)

## AT-A-GLANCE

John Duindam

**REGION**  
Deloraine, TAS,  
Australia



**FARM SIZE**  
160ha



**CONTOUR**  
Flat to slight roll



**COWS**  
180 Fleckvieh  
cows



**INPUTS**  
Grass & silage



**EFFLUENT STORAGE**  
4,000,000L  
Clay lined pond



## PRODUCTS

- Nevada 10,000L Single Axle Slurry Tanker
- TurboStir™ 6000 PTO Pond Stirrer

*Figures are approximate only.*

# Header Needed

Located in Matapu in South Taranaki, Trevor McCallum runs a farm that extends 80 hectares and milks around 160 cows on 64 hectares of the land. After downsizing from 260 cows and selling off some land, Trevor was looking for an effluent system that could be upgraded to meet new requirements and simplify operations.

## Time for an upgrade

With an all grass fed system, the farm operates across mostly flat land with some hills sloping towards the river that runs through the farm. When it was time to upgrade from a system that was in place from 1986, Trevor contacted Nevada to find the best system that could be implemented with little disruption to daily milking.

## The problem

Before implementing a system from Nevada, Trevor was operating with oxidation ponds. The clay lined ponds would often fill up at the wrong time of the year, making it difficult and inconvenient to empty out. Trevor often utilised a contractor to empty the ponds, but with issues of lack of completion of the job and no ability to divert water when the ponds filled quickly during periods of high rainfall,

he found it difficult to manage. With his new Bladder Tank system designed, supplied and installed by Nevada, he can now have full control over operations.

Trevor remarked that, "As the rules change, we've had to change with them. And we've changed to a system which we believe is the right one to use."

## The solution

He decided to go with a 300m<sup>3</sup> Nevada Bladder Tank, a Double Sand-Trap in-line from the cow shed, a sump that is fitted with a Submersible Stirrer, and Submersible Vortex Pump with a float switch system. When the sump reaches a specified level, the submersible pump kicks in to pump the effluent to the bladder tank for storage. As the weather permits, the effluent can be transferred through the 1890 Progress Cavity Effluent Pump that sends the effluent out to the Spider Deluxe Travelling Irrigator.

While the system has only been in for a few weeks, it has been running seamlessly from day one. The effluent management system is conveniently automatic, even when it is raining. The process is as simple as flipping a switch for where the effluent is directed. The only thing Trevor has to worry about is shifting the irrigator.

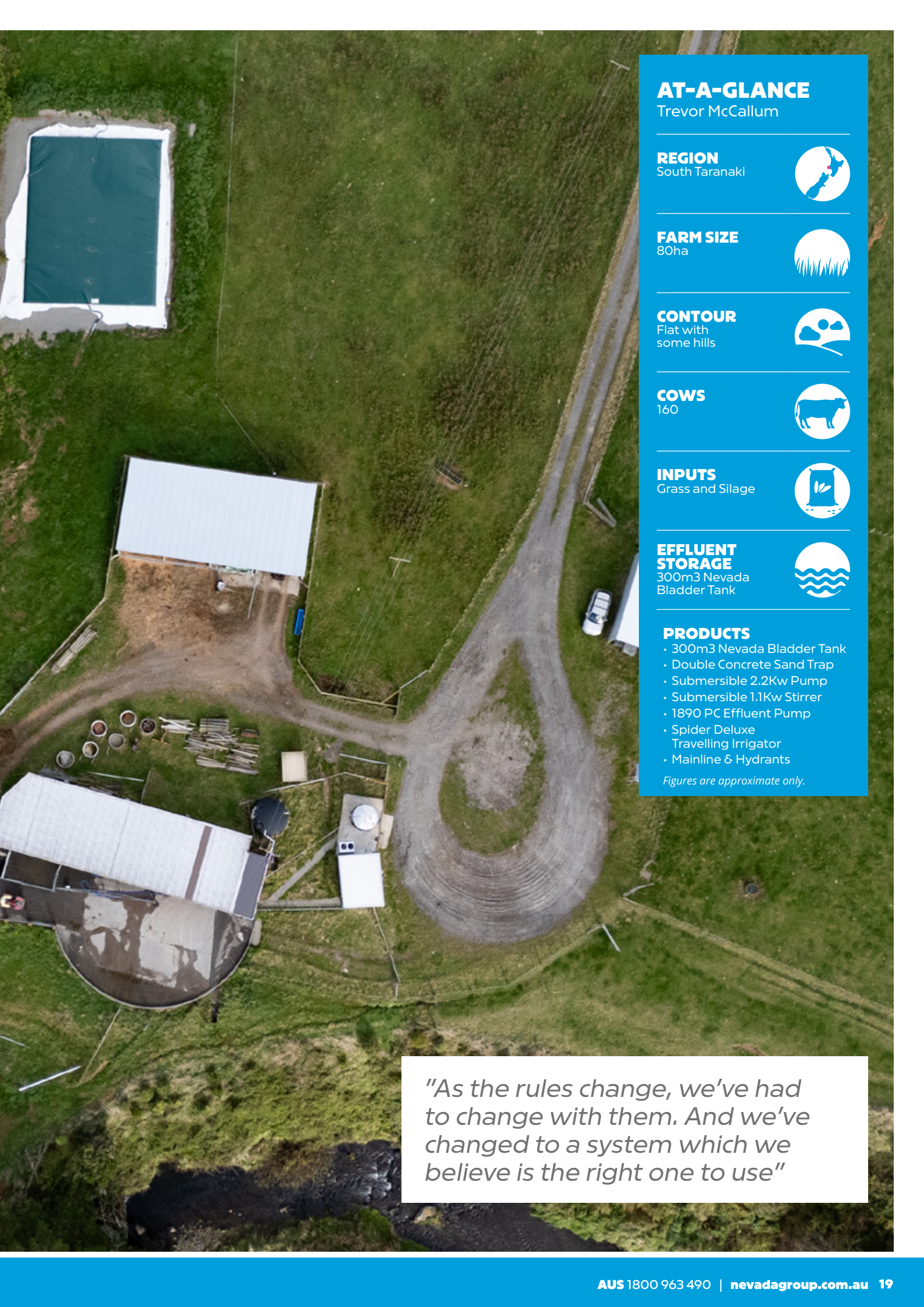
## Smiles all round

When asked about his experience working with Nevada, Trevor commented 'With the install it was really good, actually. They gave me a ring and told me they had everything to go and they really got onto the job and got it done. They communicated really well with me, and they just came and did the job. In 2 weeks and all done!'

In Trevor's words, "I'm quite happy, very happy."



[▶ Watch Video Online](#)



## AT-A-GLANCE

Trevor McCallum

### REGION

South Taranaki



### FARM SIZE

80ha



### CONTOUR

Flat with  
some hills



### COWS

160



### INPUTS

Grass and Silage



### EFFLUENT STORAGE

300m3 Nevada  
Bladder Tank



### PRODUCTS

- 300m3 Nevada Bladder Tank
- Double Concrete Sand Trap
- Submersible 2.2Kw Pump
- Submersible 1.1Kw Stirrer
- 1890 PC Effluent Pump
- Spider Deluxe Travelling Irrigator
- Mainline & Hydrants

*Figures are approximate only.*

*"As the rules change, we've had to change with them. And we've changed to a system which we believe is the right one to use"*



# Less Hassle Than an Irrigator

Down on the coast of Waverley, Alan Coburn is making significant strides in his operations across 180ha. With a 380 cow dairy farm, Alan runs a 70% split calf in Autumn and 30% in Spring with two full-time staff.

Previously, Alan's effluent management operated on a straight pump to paddock system with an irrigator that needed to be moved twice a day due to the lack of storage facility available. Whether the southerly was blowing or the rain was pouring down, Alan and his staff were out working to move the irrigator twice a day and checking on the pump to ensure it was working properly.

## Modern solution

The biggest concern for him in modernising operations was how to place a pond and keep the embankment secure without issues of erosion over time. When Alan contacted Nevada, all those concerns were flipped into positive solutions.

Nevada was able to deliver a complete package that included design of the whole system, the supply of equipment, and full installation. As soon as the design was finalised, a digging crew was sent out.

## The best tools

Within a week the 1.3million litre pond was dug out and fully lined with a **HDPE pond liner**. In that time, Alan and his staff were able to focus on what they do best without any concern around the management or installation of the project. To further streamline operations, Alan opted for a 9m Nevada Electric Stirrer with **Progressive Cavity (PC) Pump** for the main pond and a **submersible stirrer** with a **submersible transfer pump** for the sump.

## You're in the driving seat

To spread effluent further down the farm, Alan decided on a **Nevada 12,800L Tandem Slurry Tanker**. Instead of having to get out in the rain to move an irrigator around, he is able to comfortably operate the tanker from his cab. In the middle of summer he is able to empty the whole pond and spread it across the paddocks efficiently. In his words, "it's a bloody good machine really" and even gives Alan time to get home for a beer.



Alan Coburn  
DAIRY FARMER

[▶ Watch Video Online](#)



"Our biggest benefits would be spreading the effluent further around the farm at a very reasonable cost structure."



## AT-A-GLANCE

Alan Coburn

**REGION**  
South Taranaki



**FARM SIZE**  
180ha



**CONTOUR**  
Fairly flat, the odd contour & hills



**COWS**  
380



**INPUTS**  
System 5, maize, grass silage & PKE & molasses



**EFFLUENT STORAGE**  
1,300,000L  
HDPE lined



### PRODUCTS

- Nevada 12,800L Tandem Slurry Tanker
- HDPE Pond Liner
- Nevada ELZ9 Electric Stirrer
- PC Pump 2690
- Submersible 1.5kW Pump
- Submersible Stirrer 2.2kW
- Mainline & Hydrants

*Figures are approximate only.*

# Kevin Mixed a Superb Effluent Management System

Superb dairy effluent management made possible

Kevin's daughter found Nevada on a list of accredited companies on DairyNZ's website. Accredited companies are qualified to design dairy effluent management systems, and because we were so keen and knowledgeable, they picked Nevada over six other contenders.

When considering Kevin's effluent management needs, there were three main points to take into account:

1. High pressure to pump effluent over long distances, and uphill.
2. A way to irrigate at low application.
3. To spread an even consistency of effluent.

## The first of the three products

To fit Kevin's requirements was a **Progressive Cavity (PC) Pump**. Inset in the ground, the PC pump is capable of enormous pressure of 90m which is more than enough pressure to pump dairy effluent to his irrigator block. He is looking forward to testing the pump's capabilities up the back of this farm, which has a hilly contour.

## The second product

Nevada recommended was a **Greenback Magnum Irrigator**. Kevin said the benefits and improvements are huge because

of the big area they can now apply dairy effluent to in one run, compared to his old Plucks irrigator - as well as meeting Council requirements of low application.

## The third product

Of course, what makes this dairy effluent management system possible is Kevin's **Nevada EL915 Electric Stirrer**, the third product.

Pumping to an irrigator requires an even effluent consistency to ensure the pipes and irrigator remain unclogged, and all the irrigated paddocks receive an even mixture of effluent nutrients. To achieve this they stir the pond a couple of times a week, as the stirrer is set on a timer.

She [Nevada EL915] certainly serves her up, that's for sure.

Good ingredients make a superb dairy effluent management system. As Kevin said, it's all going good!

## AT-A-GLANCE

Kevin Hull

**REGION**  
Wairarapa



**FARM SIZE**  
130ha



**CONTOUR**  
Gradual sloping



**COWS**  
200



**INPUTS**  
50,000-60,000  
PKE / 300 bales  
balage



**EFFLUENT STORAGE**  
1,300,000L  
HDPE lined pond



## PRODUCTS

- Full effluent system design
- Nevada EL915 Electric Stirrer
- PC Pump 1890
- Mainline & Hydrants

*Figures are approximate only.*



[▶ Watch Video Online](#)



# Council Regulations Changed, So John Upgraded!

## AT-A-GLANCE

John Malcolm

**REGION**  
Taranaki



**FARM SIZE**  
140ha



**CONTOUR**  
Mainly flat



**COWS**  
350



**INPUTS**  
PKE & molasses



**EFFLUENT STORAGE**  
500,000L  
Concrete Pro Sump



### PRODUCTS

- Nevada 8000L Single Axle Slurry Tanker
- Nevada TurboStir™ 6000 PTO Stirrer

*Figures are approximate only.*

## Conveniently cart dairy effluent from the pond to the paddock

John Malcolm owns a dairy farm in Okiawa, South Taranaki, of about 110ha, 350 cows, plus a runoff in Eltham of about 30ha. His land is reasonably flat. In the past his effluent system consisted of an underpass and ponds around it to take the overflow. Council regulations changed, and with ponds no longer allowed to run over anymore, the only solution was to install a more effective and versatile effluent management system.

John's new system includes:

- 500,000 litre concrete ProSump dairy effluent tank
- Nevada TurboStir™ 6000 PTO stirrer
- Nevada 8,000L Single Axle Slurry Tanker.

### Nevada stood out

John chose Nevada because the products stood out compared to other brands. Nevada products impressed him, and he knew they would last because all the main parts are galvanised. He has always had good service from Nevada, so he naturally chose Nevada as a first choice.

### It's so convenient

The biggest advantage with his Nevada Slurry Tanker, John said, is that he can take it wherever he wants. At the moment he is using it to fertilise his silage paddocks, which are actually half a mile away from his effluent pond. So having this Nevada Slurry Tanker to cart the dairy effluent there is very convenient.

### More cost effective

When choosing the Nevada 8,000L Single Axle Slurry Tanker, John tallied up how much it was going to cost to get power down to the pond, plus the cost of hose and pipes. He worked out that it was more cost effective to get a Nevada Slurry Tanker. A Nevada Slurry Tanker is more versatile and user-friendly than having dairy effluent pipes everywhere.

### Get the pond swirling

The Nevada PTO pond stirrer, John said, was quite amazing really; when he first put it in the slurry and started it up he couldn't see anything happening at first; then all of a sudden, right at the back, the dairy effluent started swirling up!



[▶ Watch Video Online](#)



# Setting up an Effluent Contracting Business

The timing was perfect when Lars Smith took the leap into his own agricultural contracting business specialising in effluent spreading. Having spent a good 7 years working for a well-established agricultural contractor he could see the need for specialty effluent spreading services around Northland, and he was ready to go out on his own, so when the opportunity to purchase an existing business came up, he took it!

'Everything fell into place at once. I was ready to move on from my current ag contracting job and into my own thing. While over some beers with mates the opportunity arose to purchase an existing business as the current owner was wanting to slow down and retire. So LJS Contracting Limited was born.' said Lars Smith.

## Delivering compliance needs

It turned out to be a great move, with LJS Contracting being in high demand throughout Northland, covering areas from Whangarei to Kaitaia. Lars has focused the business solely on dairy effluent spreading, enabling him to offer a service where clients not only get the job done well and on time, but that they're compliant with the ever-tightening council restrictions.

'Some of the biggest challenges with effluent spreading are keeping up with the ever-increasing restrictions, keeping ahead of the wet weather and getting to all your clients on time.'

## More speed, more capacity

When Lars first bought the business, he inherited two 8,000L Nevada Single Axle Slurry Tankers, but with the growing need for effluent spreading he purchased a second-hand Nevada 10,000L Tandem Slurry Tanker with auto-fill, which increased his capacity and speed in getting the job done.

After only 3 months of getting the 10,000L slurry tanker he quickly decided it was time to purchase a second auto-fill slurry tanker, but bigger. So, he bought a new Nevada 12,800L Tandem Slurry Tanker.

## Automatic success

Now with two auto-filling slurry tankers and a PTO stirrer, no job is too big or too small for LJS Contracting Limited – check out some of their work here. Happily taking on more and more clients, and with their services in such high demand we wouldn't be surprised to see the business upgrading again in the near future!







## AT-A-GLANCE

LJS Contracting

### REGION

Northland



### FARM SIZE

Any farm size



### CONTOUR

Various



### PRODUCTS

- Nevada 10,000L Tandem Slurry Tanker
- Nevada 12,800L Tandem Slurry Tanker

*Figures are approximate only.*



*'I like how well Nevada tankers are built, their availability, and good backup service.'*

# New Effluent System Opportunity for Waimacher Farms

Aaron's vision was to create an efficient effluent management system for maximising flexibility on the farm.

Waimacher doesn't let opportunities pass them by. Aaron Waite has been running two neighbouring properties and when the opportunity arose to buy an adjacent block the company grabbed it. From there it was full steam ahead in amalgamating the farms and building a new cow shed which also meant a new effluent management system.

## Investing in a new cow shed

'Amalgamating the farms provided us the opportunity to make everything more efficient. Investing in a new cow shed and effluent system just made sense.'

Once plans for the cow shed were underway it was time to focus on how to manage the effluent. Having visited the farm a few times, Aaron was happy to take advice from Nevada Effluent Management Specialist, Mike.

'Aaron's goal was to have an efficient system that minimised labour and maximised flexibility in when they could apply effluent fast. We worked through all the options to come out with a solution that suited the new farm's operations.'



[▶ Watch Video Online](#)

## AT-A-GLANCE

Aaron Waite

**REGION**  
South Taranaki



**FARM SIZE**  
180ha



**CONTOUR**  
Flat to rolling



**COWS**  
540



**INPUTS**  
Maize, PKE, straw



**EFFLUENT STORAGE**  
4,000,000L  
HDPE lined pond



## PRODUCTS

- HDPE Pond Liner
- Nevada EL9 Electric Stirrer
- PC Pump 2690
- Mainline & Hydrants
- Greenback Magnum Travelling Irrigator

*Figures are approximate only.*

## The first consideration was storage

A large HDPE lined pond was the best option to be able to store plenty of effluent over wet periods when spreading isn't an option. A weeping wall was considered, but instead Aaron installed a double stone trap (pictured left) to allow organic solids to pass through into the pond.

'We considered a weeping wall but couldn't see the point in creating two products to be dealt with, keeping the effluent liquid was easiest for us.'

From there a powerful **Nevada 9m Electric Stirrer** gets the pond well mixed before a **PC pump** (which is big enough to handle future expansions) pumps the effluent out to a Greenback Magnum traveling irrigator.

# Stewart's Solution To Effluent Tank Stirring

Finest quality dairy effluent liquid-fertiliser is all a part of Stewart's success story.

## New regulations

Stewart had two choices when new council regulations meant daily sump systems had fallen out of vogue, and storage tanks were in. His farm, located in Balclutha, is one of the original dairy farms on the Paretais.

## Stewart's solution to flat land

His 80 hectares are as flat as a pancake, with a high water table, which makes installing an above ground tank a necessity.

Stewart bought up a rock slab and put a 550,000 litre Tasman Tank on top. Now in this instance his two choices were these: Lift a stirrer system on pontoons in and out of the pond for maintenance using a digger, or, install a Nevada 7m Electric Stirrer on a Nevada Pedestal - no lifting necessary.

## So many benefits

The Nevada system was ideal for Stewart, he recalled, and one of the redeeming features for him was that he can maintain the machine by simply spinning it around, dropping the prop on the ground; greasing the nipples, and spinning it back into the pond.

Stewart likes his first cost to be his last one, and he can see his Nevada Stirrer being there for a long time.

The first benefit Stewart observed after installing his Nevada Stirrer was the fine quality of the dairy effluent liquid-fertiliser. The consistent mixture meant that he could adjust the irrigator to a finer nozzle to get better coverage without ponding. He's getting an even mix all the time because he's stirring frequently, and not allowing effluent solids to fall out of suspension.

This cannot come at a better time because at the moment, dairy farmers in Stewart's area are talking about dry spells; which are not very frequent in Balclutha, but Stewart is confident because he has 550,000 litres

of the finest quality dairy effluent liquid-fertiliser up his sleeve. So not only will he get to drop his artificial fertiliser costs, he can also extend his irrigation area.

"That is all part of the success story. It suits the Council of course, but overall it's just a wonderful system that'll help grow the grass and make the farm more productive."

## AT-A-GLANCE

Stewart Rutter

**REGION**  
South Otago



**FARM SIZE**  
80ha



**CONTOUR**  
Flat



**COWS**  
240



**INPUTS**  
PKE & molasses



**EFFLUENT STORAGE**  
550,000L  
Tasman Tank



## PRODUCTS

- Nevada EL710 Electric Stirrer
- Nevada Stirrer Pedestal (For above ground tanks)

*Figures are approximate only.*



[▶ Watch Video Online](#)



# How Cameron Future-Proofed His Farm

Cameron Johnston was able to 'future proof' his farm through expansion with Nevada.

We recently caught back up with Cameron Johnston, who upgraded his dairy effluent equipment with Nevada back in 2016 with the thought of future proofing his farm for expansion. Well 6 years on, Cameron has brought the neighboring farm, taking his herd from 600-800 cows.

Cameron stirs his 9,000,000 litre clay lined pond every day as its all set on a timer. He's then able to pump out valuable effluent that's washed down from his cowshed, yards and feed pad utilising his **floating centrifugal pump**, which is connected to a **Nevada 9m PondBoom™** he then irrigates the high value fertiliser onto 180ha of his farm.

## No need to irrigate

With a system 5 farm, 20-30% consists of maize, palm kernel, soybean and tapioca, 70-80% of inputs is grass fed. They grow all their own feed on the 180ha flat to rolling land. With using the effluent as a fertiliser they have no need to keep up additional irrigation, relying on rainfall alone.



*'Because of the good products and back up, we went with Nevada, and we're so glad we did, 6 years on and we couldn't be happier. So future proofing was perfect'*



## AT-A-GLANCE

Cameron Johnston

**REGION**  
South Taranaki



**FARM SIZE**  
180ha



**CONTOUR**  
Flat to rolling



**COWS**  
800



**INPUTS**  
System 5, maize,  
palm kernel,  
soybean, tapioca



**EFFLUENT STORAGE**  
9,000,000L  
Clay lined pond



### PRODUCTS

- Nevada EL9 Electric Stirrer
- Nevada 9m Pondboom™
- Floating Centrifugal Pump

*Figures are approximate only.*

### Before Nevada

One of the benefits of his dairy farm location being in Hawera, South Taranaki is that Cameron was able to choose a clay lined pond. The good clay means there is no need to line the pond any further.

Cameron's original choice to upgrade from a small sump to a clay lined 9,000,000 litre pond was due to his previous system wasting valuable farm resources. They had no storage, so the dairy effluent was pumped from the small sump using a yardmaster pump straight to a travelling irrigator. If there was a breakdown, then they couldn't operate; they had to stop milking to go and fix it. Otherwise the small sump would flood all the way back, which was a big issue for them, and for Fonterra.

### Set and go

Cameron's main benefit with his Nevada set-up is the ability to set and go. He wanted something that didn't require backing a tractor in. He can set timers to run, and go, and stop when they're supposed to, and the Nevada PondBoom™ and Nevada Stirrer combination gets a really good effluent spread on the paddocks.

### But why choose Nevada?

When researching what type of sheds to build Cameron saw a lot of Nevada products. He also liked dealing with a local company as his family has enjoyed dealing with Nevada for years. 'Because of the good products and back up, we went with Nevada, and we're so glad we did, 6 years on and we couldn't be happier. So future proofing was perfect'



Watch Video Online

# Brian's Made the Best Use of a Nutritional Honeypot

Forward-thinking Brian optimized effluent use as a "nutritional honeypot," boosting soil health and pasture performance with a Nevada Electric Pond Stirrer.

Brian Bradley's farm in South Taranaki runs 750 cows on 200ha. The farm uses a high level of inputs, pushing 2000kg per hectare, including supplement feed. All their farm effluent is scraped and pushed into the pond every day - sometimes twice a day, depending on output. They have a 15,000L flood-wash system which is used every morning.

## Straight from cow to paddock

Brian uses his effluent fresh each day to get the most benefit from the nutrients - straight from the cow to the paddock as quickly and easily as possible.

Due to the high concentration of solids the farm required an electric mixer with a large stirring capacity to keep the pond active. This is why Brian chose a **Nevada 7m Electric Stirrer** as it has the efficient mixing performance of the Typhoon™ propeller.

## Cost-effective solution

It was an ideal choice for Brian. The pond now runs clear, seven days a week, after only one hour's mixing per day - giving his farm the most nutritional value, as well as being a very cost-effective solution to an everyday situation.

*"The pond now runs clear, seven days a week, after only one hour's mixing per day."*

## AT-A-GLANCE

Brian Bradley

**REGION**  
South Taranaki



**FARM SIZE**  
200ha



**CONTOUR**  
Flat



**COWS**  
750



**INPUTS**  
System 4  
(high inputs)



**EFFLUENT STORAGE**  
2,000,000L  
Clay lined pond



## PRODUCTS

- Nevada EL720 Electric Stirrer

*Figures are approximate only.*



[▶ Watch Video Online](#)



# Kerry's Found A Drag Hose System That Works!

Kerry's 500 cow dairy farm in Northland is lush with green pastures... and it doesn't take him long to get it that way.

The farm has a large effluent storage pond with enough capacity to collect effluent all year round. This allows Kerry to apply large amounts of effluent when it's most needed, and at times that fit around other key tasks. He uses a **Nevada Turbostir6000 PTO stirrer** to keep the pond well mixed before pumping.

'We winter milk so effluent is being added to the pond all year round. We only need a few fine days and we can get stuck in and drop the pond level quickly.' Kerry said.

## A hilly farm

Kerry had tried a few different methods for spreading, but none quite hit the mark.

'Everything was too slow. We tried pods and other irrigators but everything was too hard on our hilly farm.'

Spreading over hills can be a challenge in that the irrigator needs to have stability over uneven ground, but also that the application needs to be council compliant...so it doesn't result in ponding or run-off. Nevada's drag hose system is ideal for hilly areas. With the applicator being attached to your tractor you have control and stability, and by using the **RainWave™ 3PL** applicator there is little chance of ponding or run off due to its unique design which allows it to produce larger droplets that are spread in a rain-like pattern that allows the effluent to reach and absorb into the ground.

## The solution

As they say, the grass is always greener on the other side, and it turned out the Nevada solution was right under Kerry's nose...

'A neighbour bought one [Nevada Drag Hose System] and was thrilled with it.'

Kerry's new system consists of a **Nevada RainWave™ 3PL applicator**, **Rovatti TL4-100 PTO pump**, **600m of heavy duty layflat hose**, and a **Nevada LRB800 hose reeler**. This system has been the ideal solution, giving Kerry the



## AT-A-GLANCE

Kerry Cutler

### REGION

Northland



### FARM SIZE

180ha



### CONTOUR

Rolling/hilly



### COWS

500



### INPUTS

System 3-4



### EFFLUENT STORAGE

3,900,000L  
HDPE lined pond



### PRODUCTS

- Nevada RainWave™ 3PL
- Rovatti TL4-100 PTO pump
- 600m Layflat hose
- Nevada LRB800 hose reeler

*Figures are approximate only.*

ability to make the most of a few fine days of weather to quickly and easily spread over the entire farm. Being attached to the tractor, hills are no issue, and the RainWave™ provides a fast, even, and accurate application.

# Gavin's Workers Love the New 14,700L Slurry Tanker

Out in the remote Galatea area in the Bay of Plenty is where you'll find Gavin Iles unique 800 cow dairy farm. Spread over relatively flat paddocks of volcanic soil, the land is ideal for farming.

Gavin has it nicely set up with a cow shed, feedpad and pond to capture all those effluent nutrients...there was just one issue...

'I wanted to be able to spread over more of the farm. I also grow maize, and effluent is great under a maize paddock.'

Gavin's son-in-law, Wayne, has a contracting business with a **Nevada 14,700L Tandem Slurry Tanker**, so he would borrow the slurry tanker when he could for spreading further than the pumping system allowed. The slurry tanker worked so well, Gavin decided he wanted his own to be able to use when and where he wanted. As a bonus, it also worked well to suck up the thicker feedpad effluent that didn't always make it into the pond.

## So easy

'The slurry tanker just made it so easy. I can pull right up to the feedpad after the cows leave and suck everything up. It keeps everything much cleaner, and I can spread to the maize crops and parts of the farm that weren't getting irrigated before.'


## More efficient

Originally Gavin had been planning on an 8,000 or 10,000L slurry tanker, but after using Wayne's 14,700L and seeing how easy it was to manoeuvre, he decided a 14,700L would be more efficient for his operations.

## Cover the entire farm

'The ability to spread over the entire farm was the big incentive to get the slurry tanker. The 14,700L was so easy to use, and with the new 160 horsepower tractor it made sense to get the bigger size to spread further with less loads.'

Gavin still uses his stirrer and pump for the nearby paddocks, but the slurry tanker has proven its value in not just making use of the nutrients over the entire farm, but easily handling those thicker slurries from the feedpad.

A large silver slurry tanker tractor is parked in a green field. The tractor has a large cylindrical tank and is being pulled by a tractor. In the background, there are rolling hills and mountains under a clear blue sky.

*'The workers love it, they're happy to do it all day long. It doesn't damage the paddocks, is easy to tow, and hasn't given us any trouble.'*



## AT-A-GLANCE

Gavin Iles

**REGION**  
Bay of Plenty



**FARM SIZE**  
310ha



**CONTOUR**  
Fairly flat



**COWS**  
800



**INPUTS**  
Maize



**EFFLUENT STORAGE**  
4,000,000L  
HDPE lined pond



### PRODUCTS

- Nevada 14,700L Tandem Slurry Tanker
- HDPE Pond Liner
- Nevada EL9 Electric Stirrer
- PC Pump 2690
- Mainline & Hydrants

*Figures are approximate only.*



[▶ Watch Video Online](#)

# Bryce Invested in a Future-Proofed Effluent System

A future-proofed dairy effluent system.

Bryce Hunger is a dairy farmer, based in Inglewood, North Taranaki. He has 600 cows on his 197ha farm. His previous effluent system consisted of a small 50,000L tank that he would pump through to a travelling irrigator over approx. 30ha, combined with a high annual rainfall of 3-4metres per year, it was obvious to him that a new system was needed.

## The research paid off

After a lengthy research period of around three years, and considering a variety of options including Pods and other hi-tec systems, Bryce decided that they were too labour-intensive for his farm, and wanted more flexibility without losing out on performance. He approached Nevada to help find a system that both suited his immediate needs, but also future-proofed his farm for expansion. His reasons for choosing Nevada were based on his knowledge of a trusted and tried-and-tested range of products and after-sales service.

## A flexible solution

He opted for two products: a Nevada 14,700L Tandem Slurry Tanker and a Nevada 9m Electric Stirrer. The Slurry Tanker has given him the flexibility he needed - making the whole process less time consuming and offers him low application on all areas of his farm, enabling him to target specific paddocks easily and quickly.

The 9m Electric Stirrer makes pond mixing effortless, providing quick mixing, and on a timer to suit the farm routine. He has proved that stirring little and often keeps the effluent in suspension and decreased odor.

## Spread further

Bryce can now spread across most of his farm, especially through the drier months where the pasture is wanting it most.

## AT-A-GLANCE

Bryce Hunger

### REGION

Taranaki



### FARM SIZE

197ha



### CONTOUR

Flat



### COWS

600



### INPUTS

System 4



### EFFLUENT STORAGE

9,500,000L

Clay pond



### PRODUCTS

- Nevada 14,700L Tandem Slurry Tanker
- Nevada EL925 Electric Stirrer

*Figures are approximate only.*



Watch Video Online



# Bruce Has No Regrets

Bruce is a dairy farmer who knows what he wants, so when he asked Nevada for the biggest slurry tanker we had - he meant it!

All in all Bruce's 500ha dairy farm runs like a well oiled machine. With 1600 cows, there's high input, and high output, so he has two systems running. Effluent from the cow shed is run through a screw press with liquids going into a sump. Any overflow is pushed through to one of the effluent ponds. There are 3 earthen effluent ponds storing effluent from the feedpads.

'The greenwater is all going out through the pivot, but we'd still have to suck the ponds out once a year to get the sludge out of the bottom of them. It's just one of those things, for smaller farms you can just tanker everything, but once you start getting to 1600 cows you end up with a lot of stuff. The screwpress does a good job, but one system can't do everything.'

## Time to upgrade

Bruce strives to utilise every inch of the farm, and with re-grassing and crops being regularly planted, the effluent nutrients are always being put to good use. The issue Bruce had was simple - the old 18,000L tanker was too small!

Having previously bought his pump from Nevada, he gave us a call, when it came time to upgrade his tanker.

'We chose Nevada because you're a local (NZ) company really. We dealt with you in the past with the pump and it all went good, we're happy with the product you sell, and we wanted a company with a good parts presence.'

## AT-A-GLANCE

Bruce Turpie

**REGION**  
South Canterbury



**FARM SIZE**  
500ha



**CONTOUR**  
Flat



**COWS**  
1600



**INPUTS**  
System 5,  
grain, PKE, maize  
& grass silage



**EFFLUENT STORAGE**  
14,000,000L  
3 Clay lined ponds



## PRODUCTS

• Nevada 37,000L Triple Slurry Tanker

*Figures are approximate only.*

## Go bigger

Bruce had already done the calculations based on his 18,000L tanker and the horsepower of his new tractor, and he knew the massive Nevada 37,000L Triple Slurry Tanker had his name written all over it.

'The old tanker was just too small basically, for what we are producing. The reason for buying the big one is to be able to do things a bit faster, and we've got the new tractor now to be able to hang onto it, so we can utilise the big tractor as well. We have to clean ponds out once a year anyway, but it's better being able to do it in house. Then we don't worry about potential smell issues with spreading in one area, and the money is flowing the right way.'



# Dennis' Advice to Avoid Costly Mistakes

Dennis couldn't be happier with his effluent management system... but he's made some costly mistakes getting to this point...

Any dairy farmer visiting Dennis Morgan's 146Ha, 350 cow dairy farm in Mangatainoka would be impressed.

At the end of the barn sits a large 1.8 million litre sump with a **Nevada 7m Electric Stirrer**, and the main pond (of approximately 42x50m) is stirred with a **Nevada 9m Electric Stirrer**.

Once thoroughly stirred, Dennis uses his **Nevada 10,000L Tandem Slurry Tanker** to spread over the whole farm.

## Costly mistakes

However Dennis' effluent management system hasn't always functioned so smoothly, and he's learnt some lessons along the way...

'I have done some things right eventually... there's been some very costly mistakes. It's best to get specialist help.'

Without having a stirrer, the large sump at the end of the barn had become problematic as the thick slurry was difficult to deal with.

'Before we got the stirrer, this was so hard. Real thick. You could walk on it.'

## Getting it right

Now Dennis has his Nevada slurry tanker, the sump is only used for storage.

'With the tanker I can spread 3ha at 7 loads per day. We've got 70ha under the sprinkler, but it took 4-5 days per paddock. Don't use it now - the tanker is so much more flexible and convenient. The good thing about it is there's an 8" suction line. It can fill fast - doesn't take too long.'

Before installing the two Nevada electric stirrers, Dennis had a solids separation system.

'It [solids separator] was supposed to deliver pretty clean water, but it's never worked. I should have put this stirrer in 8 years ago when I put the pond in, and I wouldn't have had the headaches of that separation thing. You win every time with a system like this.'

## Simple set-up

With a lot on his plate, Dennis enjoys the simplicity and convenience of his new set up. The electric stirrers with Typhoon™ propellers make quick work of thick slurry, and require less time and effort to get the job done.

Those big islands there [on the effluent pond] are just simply drawn in and mixed up. I just start it not long before I tanker it out. It certainly doesn't take long to mix this one up - and she's a big pond.'

## Spread with ease

Having a slurry tanker has meant Dennis can spread when and where he wants, so he's got more control to make sure the nutrients are going where they're most needed.

'Oh she grows grass...ohhh yes! I just follow the cows now.'





## AT-A-GLANCE

Dennis Morgan

**REGION**  
Taranua



**FARM SIZE**  
146ha



**CONTOUR**  
Fairly flat, the odd contour & hills



**COWS**  
350



**INPUTS**  
Maize, DDG, silage



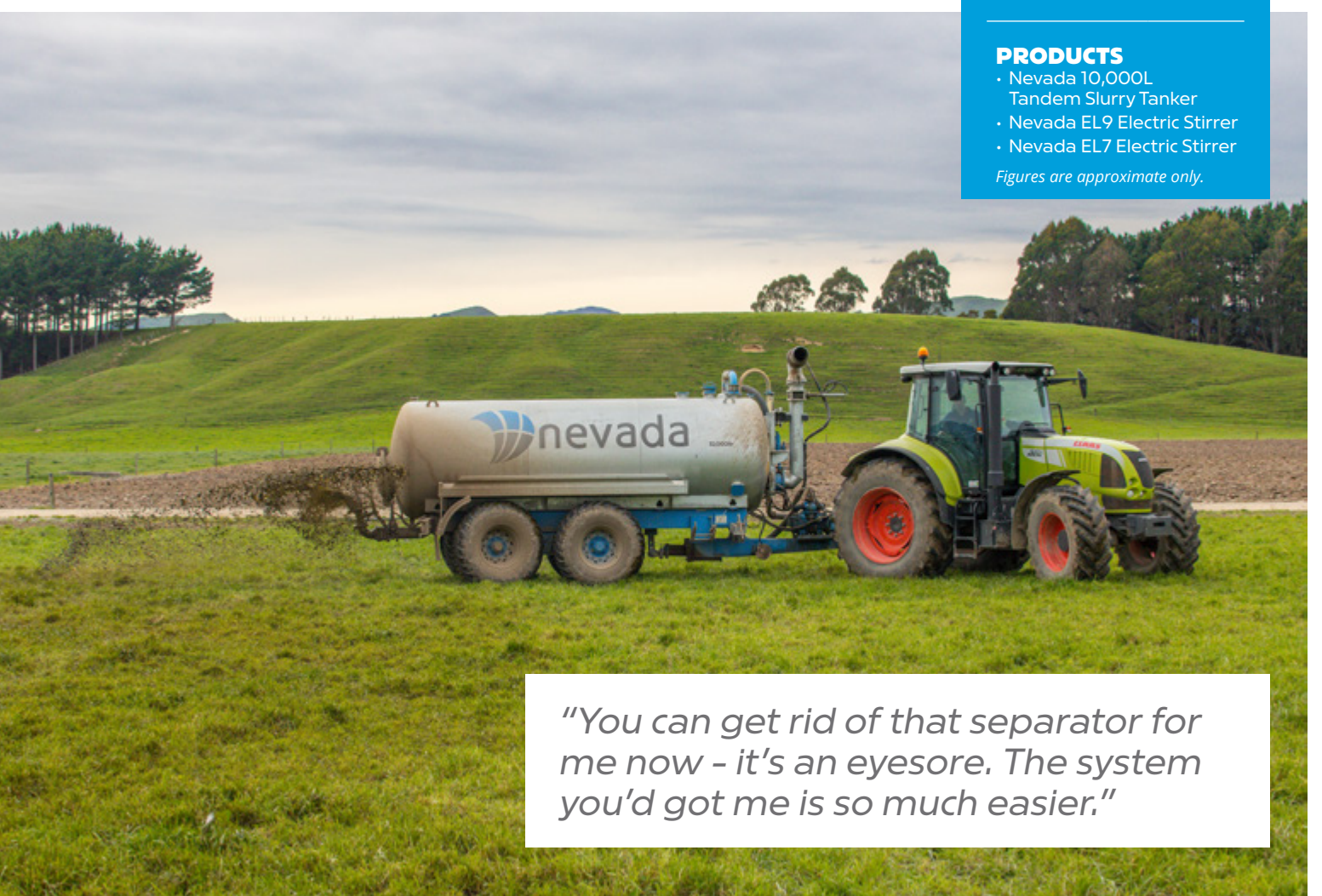
**EFFLUENT STORAGE**  
1,800,000L  
Concrete sump  
5,000,000L  
HDPE lined pond



## PRODUCTS

- Nevada 10,000L Tandem Slurry Tanker
- Nevada EL9 Electric Stirrer
- Nevada EL7 Electric Stirrer

*Figures are approximate only.*



*"You can get rid of that separator for me now - it's an eyesore. The system you'd got me is so much easier."*



**NZ** 0800 464 393  
**nevadagroup.co.nz**

**AUS** 1800 963 490  
**nevadagroup.com.au**

 **nevada**<sup>®</sup>  
Sustainable Effluent Management